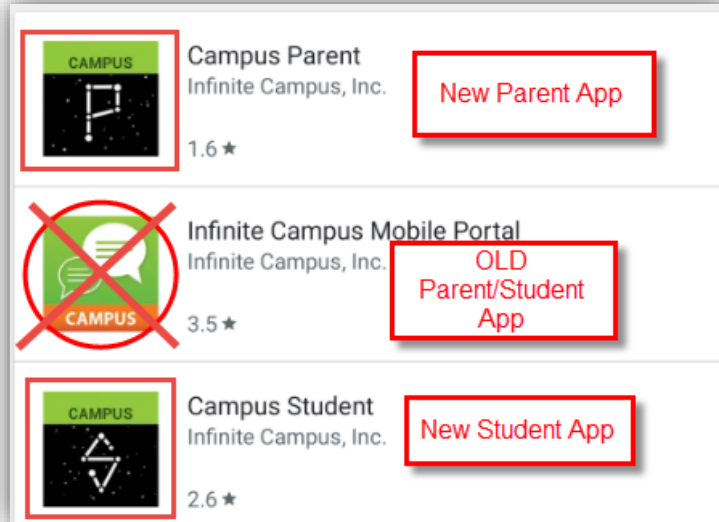




New Campus Parent-Student Mobile App

1. Go to your app store, search for “**Campus Parent**” (or “**Campus Student**”), and download the new app. The new apps are shown below:



2. Once downloaded, open the app and **enter** the district name: **Chandler Unified School District**. Change the drop-down state to “**Arizona**” and click “**Search District.**”

A screenshot of the Infinite Campus mobile app interface. The app has a green header with the 'Infinite Campus' logo. Below the header, there is a white form area. The form has two input fields: 'District Name' and 'State'. The 'District Name' field contains the text 'Chandler Unified School District'. The 'State' field is a dropdown menu with 'Arizona' selected. Below the form, there is a blue button labeled 'Search District' and a blue link labeled 'Help'.



3. Select “Chandler Unified School District.”

Infinite Campus

Select Your District

Chandler Unified School District >

4. Enter your username, password, and click “Login”

If you do not have a parent portal account, please click on “New User” under the login screen or contact your school and ask for the *parent portal manager*.

Students will use their **Student ID number** (ex: S12345) and school computer password.

Campus Parent

Chandler Unified School District

Parent Username

Password

Stay logged in ⓘ

Log In

Forgot Password? Forgot Username? Help

Change District

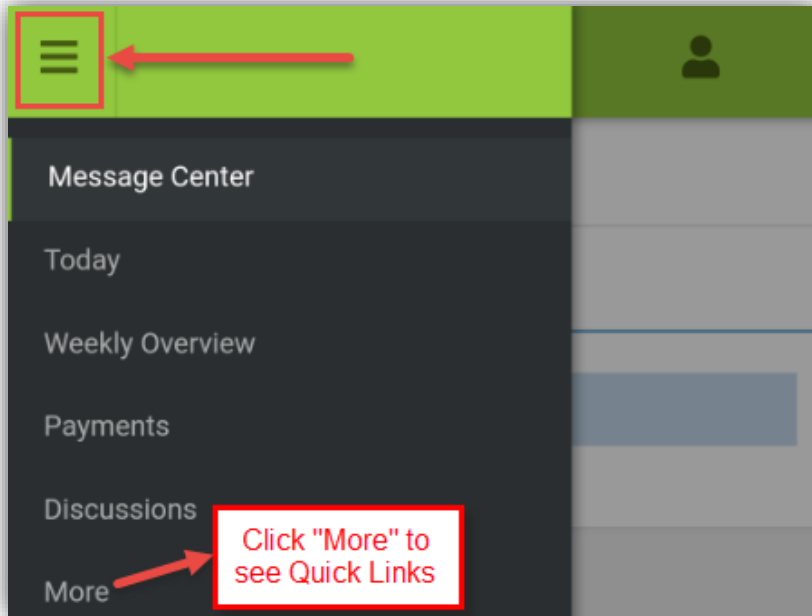
or

New User?

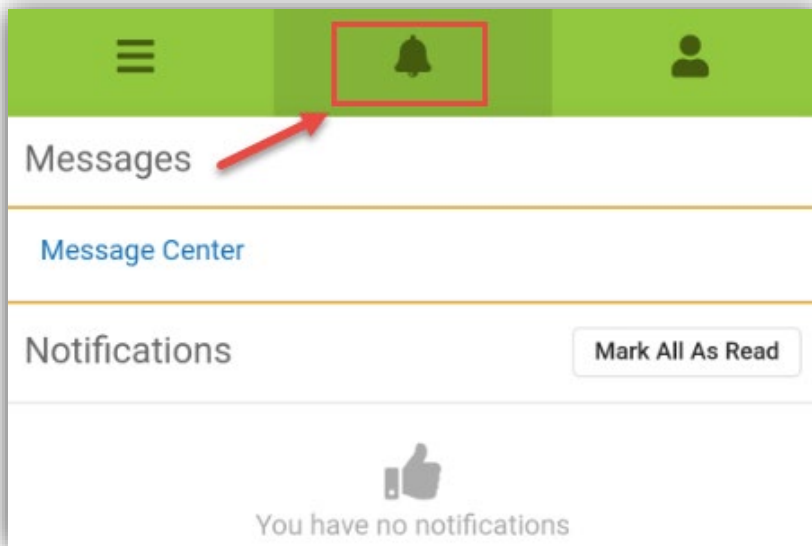


5. Click the **three horizontal lines** in the upper left hand corner to see the **site options** (*Message Center, Today, Weekly Overview, Payments, Discussions, and More*).

Click **“More”** to see **Quick Links**:



6. The **notifications bell** in the middle will show you messages and notifications.





7. The **person icon** on the top right hand corner is your **user settings**. Click to setup or change your options and logout.

