


WHEN I GROW
UP I WANT TO
BE...

9TH GRADE ECAP PRESENTATION



And we are here to support your
Journey!

MEET THE COUNSELORS

High School Counselors

Mrs. Tyler
A-Cot



Mrs. Marin
Cou-G



Mrs. Shear
II-Lar



Mrs. Woodruff
Lau-Pen



Ms. Salazar
Per-So

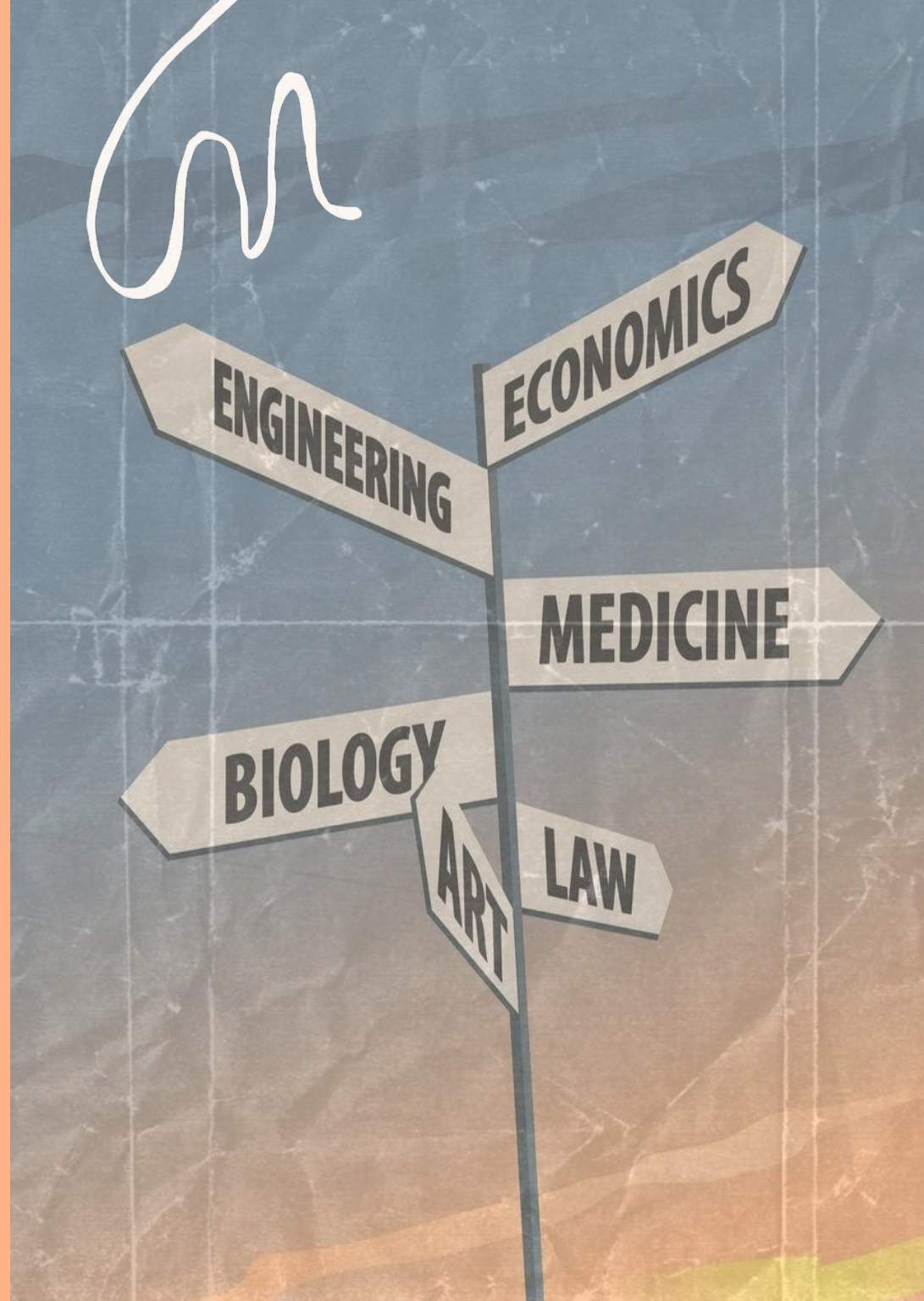


Ms. Clifford
Sp-Z



WHAT IS ECAP?

- Education College and Career Action Plan
- Required for all Arizona students-Graduation Requirement
- Helps prepare students to reach their academic and career goals
- Helps students explore
 - Occupations
 - Programs of Study
 - College/University Information
 - Resume Writing
 - 4 year plan



GRADUATION REQUIREMENTS CLASS OF 2028

**STUDENTS
MUST ALSO
PASS THE
CIVICS EXAM**

CURRICULUM AREA	CUSD CREDITS	IN-STATE UNIVERSITY CREDITS
English	4	4
Math	4	4
Laboratory Science	3	3
Social Studies	3	2
Career & Technical Edu/Fine Arts	1	1
World Language	0 (not required)	2 (must be same language)
Physical Education	1	0
Comprehensive Health	.5	0
Elective Courses	5.5	0
TOTAL REQUIRED CREDITS	22 CREDITS	16 CREDITS

CORE GPA:

the MOST IMPORTANT part of
your GPA!

Your core GPA is comprised of the grade points associated with your core classes. Your core classes are those that are reviewed for admissions, scholarships and placement into most universities.

- ▶ 4 English
- ▶ 4 Math
- ▶ 2 Social Studies
- ▶ 3 Lab Sciences
- ▶ 2 World Languages
- ▶ 1 Fine Art or CTE

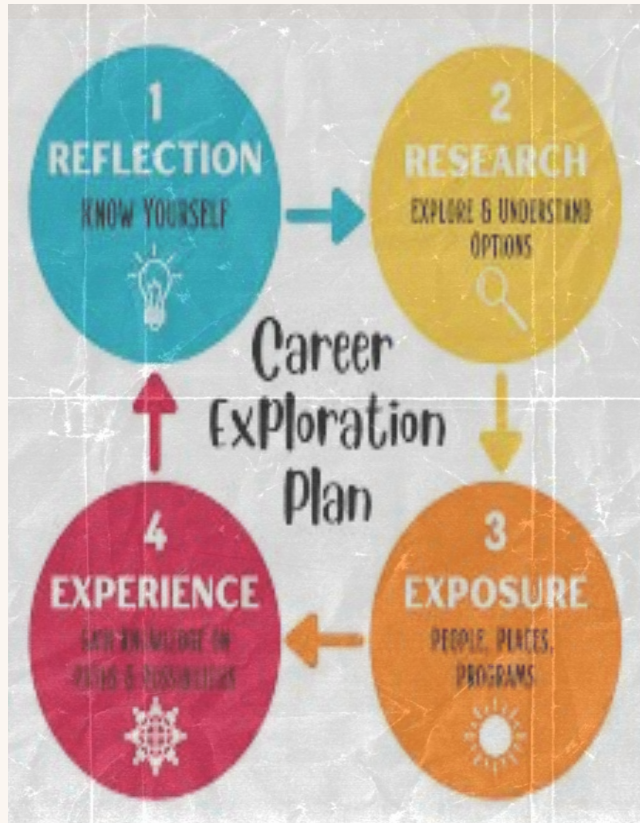
(16 total)- 22 credits are required to graduate high school, but only 16 are used to calculate the Core GPA.

How do you calculate your Core GPA?- Click the following link to get started!

[CORE GPA CALCULATOR](#)



CAREER EXPLORATION CLEAN UP




Learning about careers, types of jobs, educational requirements, and job functions are important in understanding **careers that fit your interests and goals.**

Ask yourself:

- » What careers interest me?
- » What school subjects interest me?
- » What type of work environments do I like?
- » Where can I go to research my chosen career or field of interest?

Some of you have already finished this task. If you are done please pull out a book to read.

A photograph of a dirt path in a forest. The path starts from the bottom center and splits into two paths that lead into a dense forest of tall trees. The ground is covered in green grass and some small plants. The trees are mostly green, with some yellowing leaves visible, suggesting a late summer or early autumn setting.

WHAT PATH WILL YOU TAKE?

Education- college, trade school or program

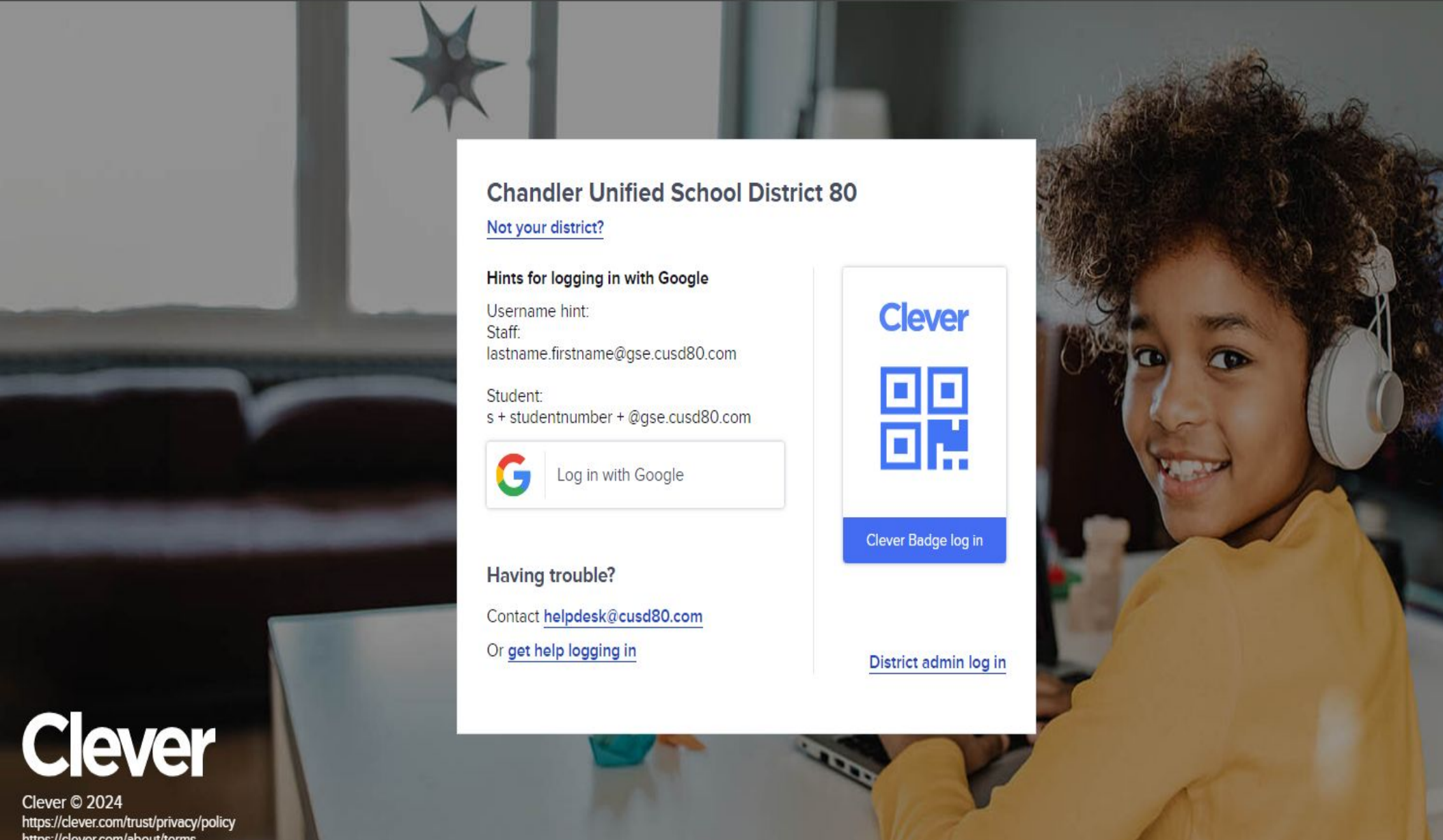
Employment- working right after high school

Entrepreneurship- start/create your own business

Enlistment- joining the armed forces

Some students choose to take a gap year before they choose a path. This gap year could be to serve a mission with their church or to earn money for college, but what path will you take AFTER that?

Some of you have already finished this task. If you are done please pull it up on MyFUTREAZ.COM and pull a out a book to read quietly.




Chandler Unified School District 80

[Not your district?](#)

Hints for logging in with Google

Username hint:
Staff:
lastname.firstname@gse.cusd80.com

Student:
s + studentnumber + @gse.cusd80.com

 Log in with Google

Having trouble?

Contact helpdesk@cusd80.com

Or [get help logging in](#)

Clever



Clever Badge log in

[District admin log in](#)

The 1st Time We Have to Register!

GSE ACCOUNT:
s123456@gse.cusd80.com

Zip Code: 85142

Grade: 11

Birthday: 01/01/2001

School: Camille Casteel High School

Click Register

Let's get to work!

Fill in the form to finish the setup.

Account Retrieval Email ⓘ

Please enter a valid email address.

Zip Code *

Grade Level *

Birth Date *

School * ⓘ

By creating an account, I agree to the [Terms of Use](#) and [Privacy Policy](#).

[Register →](#)

TIME TO IDENTIFY YOUR INTERESTS

FIRST, CLICK 'IDENTIFY YOUR INTERESTS'

My Future AZ EDUCATION

Dashboard Profile Career Exploration

Grades 9-12 Career Planner

Welcome to your student dashboard. Use the tools below to start building your Education and Career Action Plan (ECAP). [Get Started!](#)

Get all you can from your account
Use My Future AZ's resources to help assist in your college and career planning.
[View All Resources](#)

[Invite parents or guardians](#)

[Identify Your Interests](#) [Explore Careers](#) [Set Goals](#)

[High School Course Planning](#) [ECAP Tasks](#) [Prepare For Graduation](#)

NEXT, CLICK 'TAKE CAREER INTERESTS QUIZ'

re AZ EDUCATION

Dashboard Profile Career Exploration

1 Take Your Career Interests Quiz

Time to complete: 5 min

[Take Career Interests Quiz](#)

Quickly see how your passions and interests match with available career pathways, then connect with everything you need to get there. [Get started!](#)

READ EACH SENTENCE CAREFULLY AND CHOOSE THE EMOJI OR WORD TO INDICATE YOUR INTEREST IN EACH STATEMENT

Interests Assessment Progress

How to take this survey to get the best results

Please answer all 60 questions about how you would feel about doing this type of work. Take your time and consider your choices. It is ok to go back and change answers before you submit.

How do you feel about **communication**?



Dislike very much



Dislike



Unsure



Like



Like very much

How do you feel about **finding, analyzing and presenting information**?



Dislike very much



Dislike



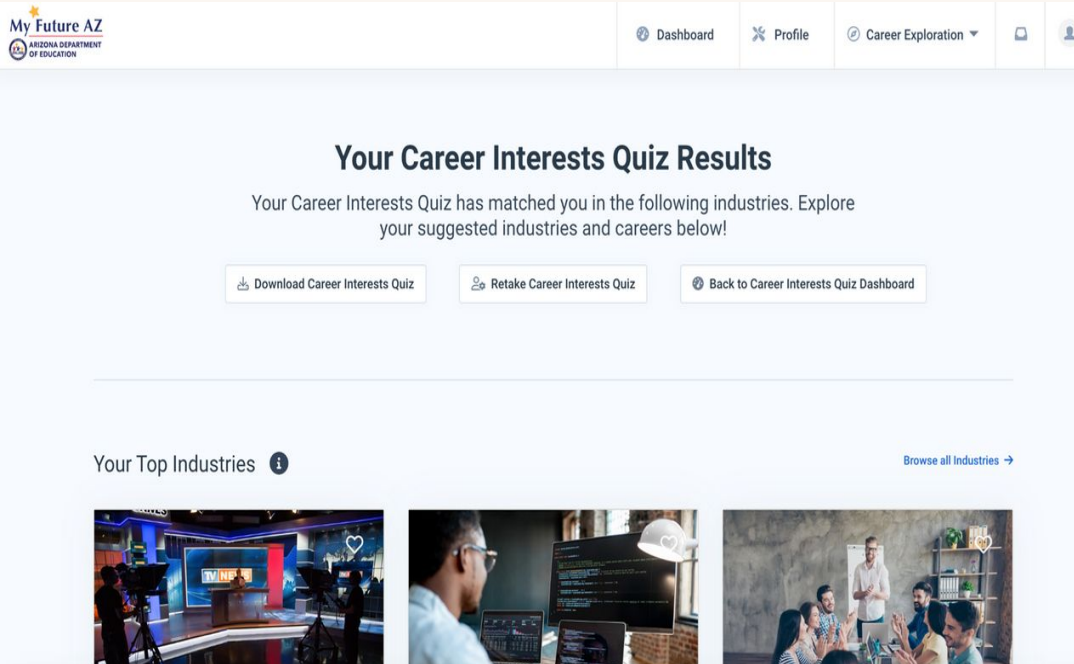
Unsure



Like



Like very much



WHEN FINISHED...

01

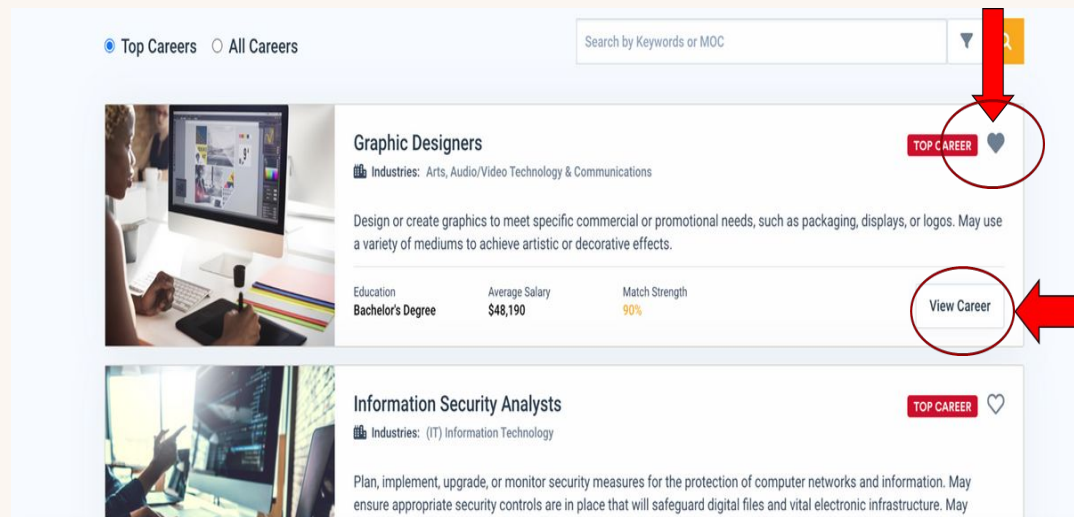
THE SCREEN PICTURED WILL SHOW YOU YOUR TOP INDUSTRIES. INDUSTRIES ARE AREAS OF LIFE IN WHICH YOU MAY FIND A CAREER THAT WILL MATCH YOUR INTERESTS.

02

CLICK 'SEARCH CAREERS WITHIN THIS INDUSTRY' AND SAVE YOUR TOP THREE CAREERS BY CLICKING THE 'HEART' NEXT TO THE CAREER.

03

CLICK ON 'VIEW CAREER' TO LEARN MORE ABOUT THAT PARTICULAR CAREER.

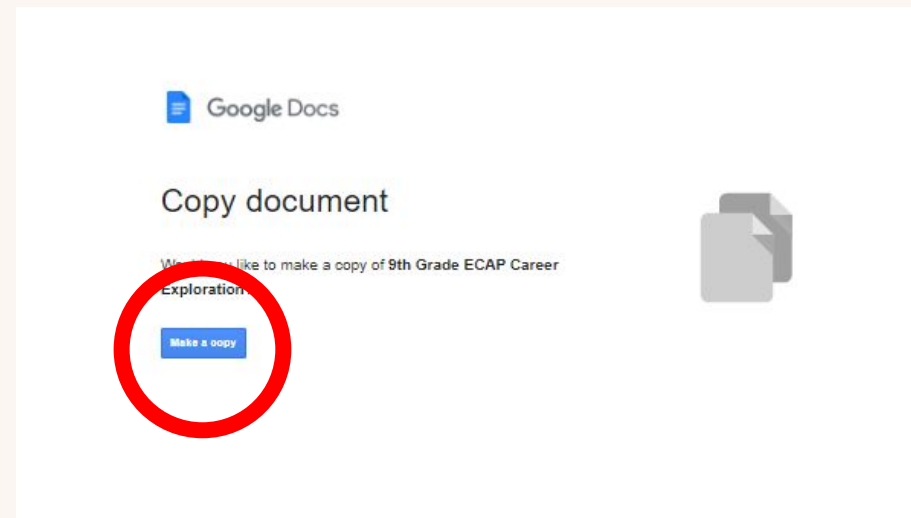


Time to Gather information!

- 1 Go to your English Google Classroom and open MyFutureAZ Worksheet

https://docs.google.com/document/d/1301U9cGGNwniYcRBcqe9Ylr_hdxWI2ODuJi9Ww8f9y8/copy

- 2 When you open the worksheet it will prompt you to make a copy.
 - Rename the document by replacing “Copy of your” last name and ID number (Woodruff123456)
 - Complete the worksheet



Career Exploration

Name: _____

1.) What are your top 3 Career Industries?

a.) _____

b.) _____

c.) _____

2.) What are your top 3 Career Interests? (The ones you starred)

a.) _____

b.) _____

c.) _____

3.) Pick one career and answer the following:

Average Salary: _____ Number of Current Available Jobs: _____

Education: _____

4.) What are some skills you will need for this career?

5.) Do you believe your career survey was accurate? Why or why not?

3

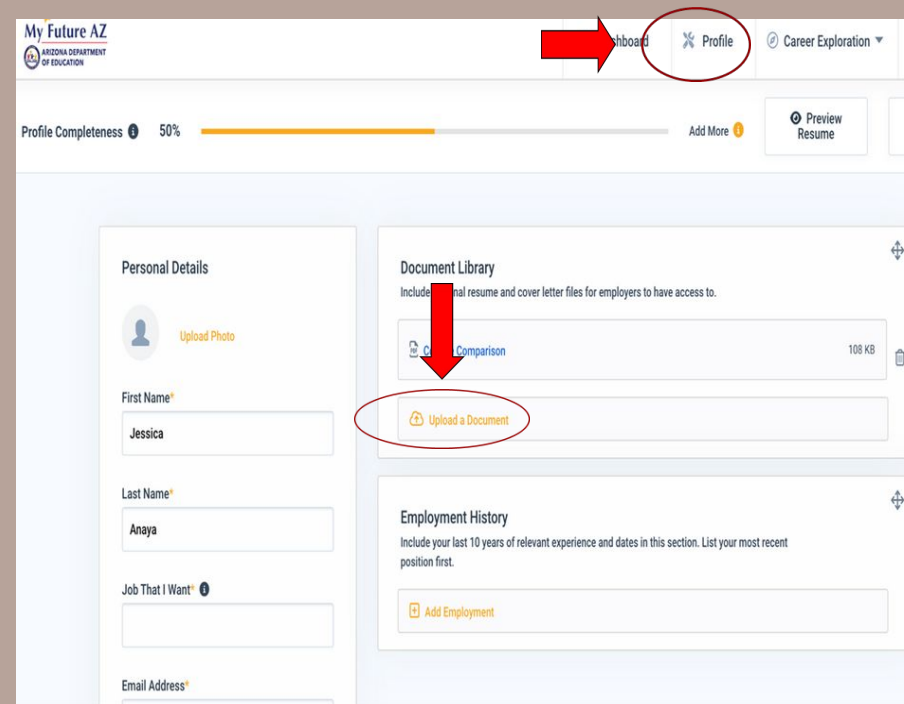
Save completed worksheet as a PDF

4

Upload worksheet to My Future AZ

5

Click on 'Profile' at the top of page




6 Click 'Upload Document', on the next screen, name the document and make visibility public.

7 Submit your Document and Press Print Screen to make a copy of your screen that shows you have completed these steps.

8 Submit the Print Screen Capture of the document to your English Google Classroom for credit.

Document Library
Include optional resume and cover letter files for employers to have access to.

Your Career Advisor will see any file you upload regardless of visibility status. However, any other user who accesses your profile will only see public files.



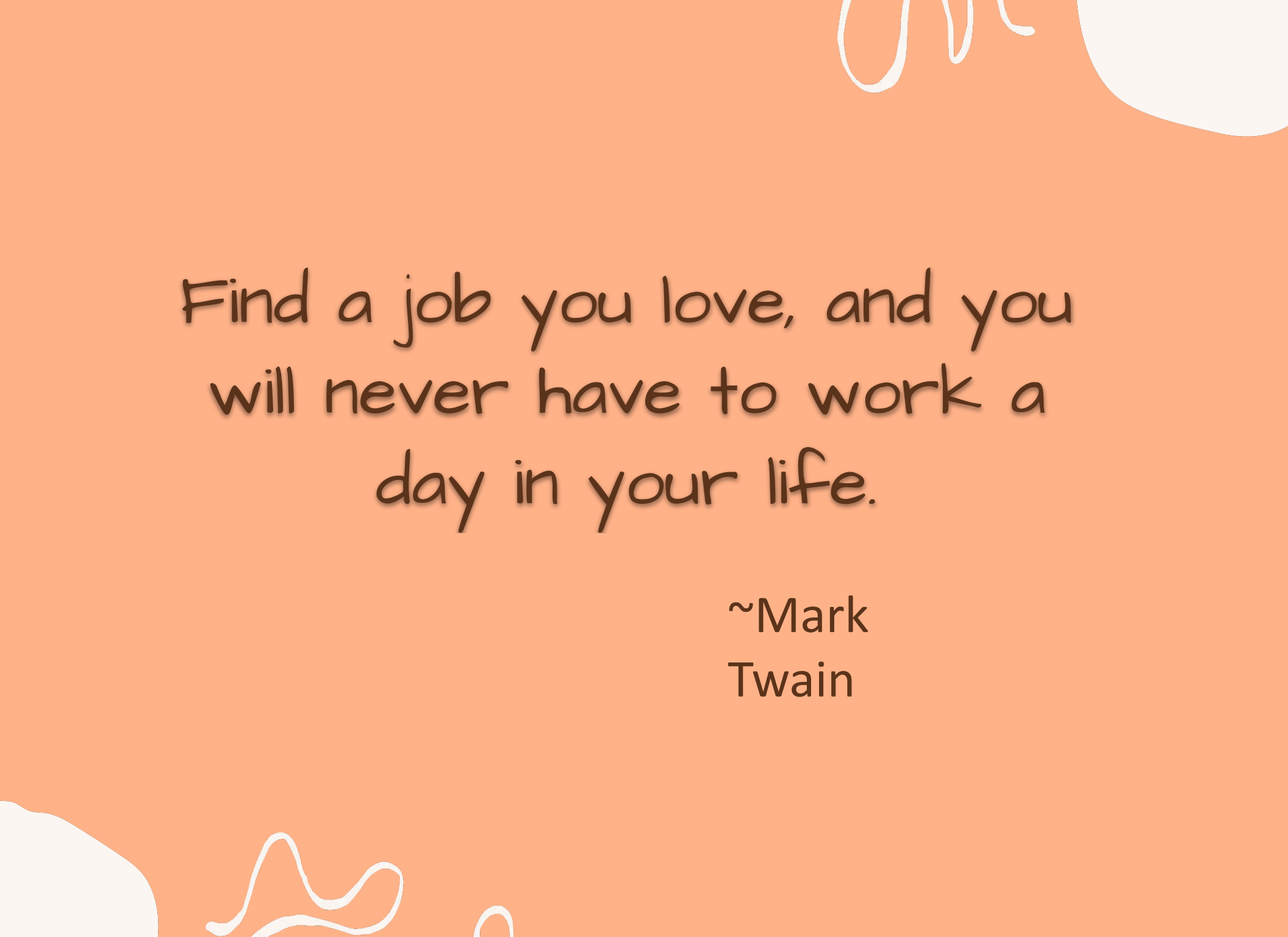
Upload a new document.

Name*

Category*

Visibility*
 Public Private

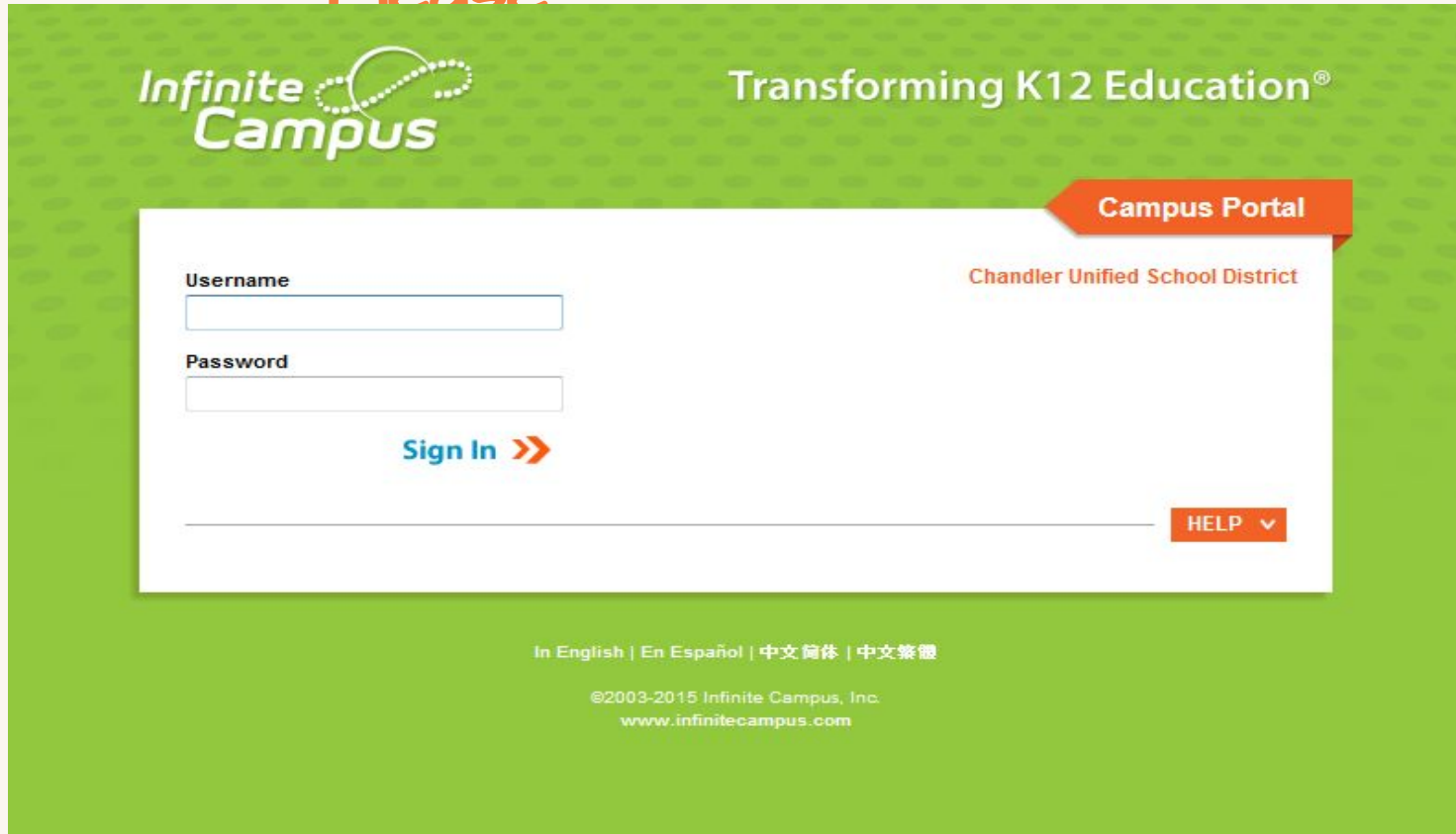
Upload File



Find a job you love, and you
will never have to work a
day in your life.

~Mark
Twain

Now, let's create your 4-Year Plan on Infinite Campus: Login Please



The screenshot shows the Infinite Campus login interface. At the top left is the Infinite Campus logo, and at the top right is the tagline "Transforming K12 Education®". A red banner in the top right corner reads "Campus Portal". Below this, the text "Chandler Unified School District" is displayed. The main login area contains two input fields: "Username" and "Password". Below these fields is a blue "Sign In" button with two red arrows pointing right. At the bottom right of the login area is a red "HELP" button with a downward arrow. At the bottom of the page, there is a footer with the text "In English | En Español | 中文简体 | 中文繁體", "©2003-2015 Infinite Campus, Inc.", and "www.infinitecampus.com".

This is just a plan, we know plans
change and that is okay...but we
want you thinking!!

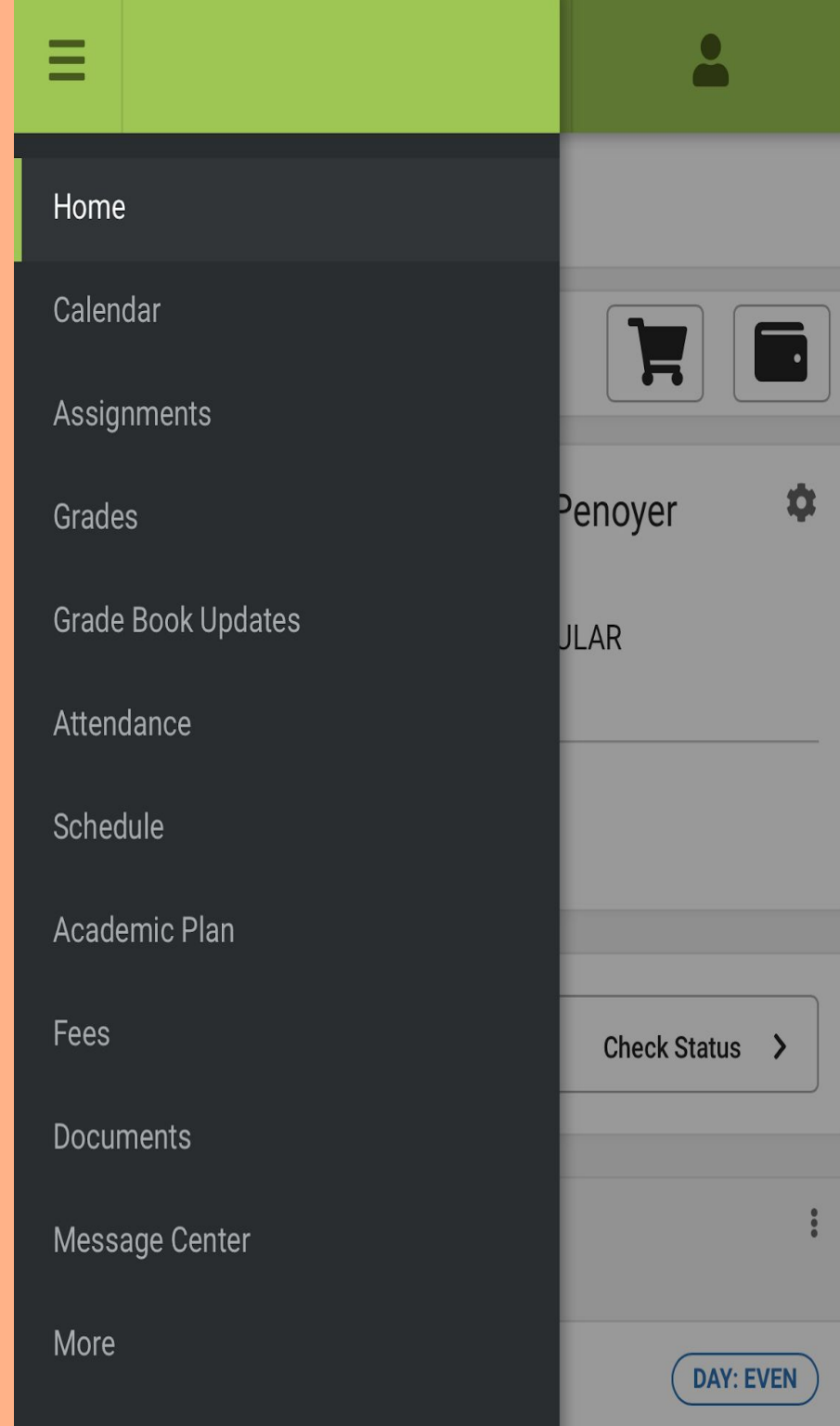
On the bar on left
side, select
ACADEMIC PLAN

What is a 4 year plan?

- it is a place infinite campus for student to plan and track their course selections as they move through high school.

Why do I need a 4 year plan?

- it is important to look toward the future to make sure that you are making choices that will support YOUR post-secondary plan.
- your 4 year plan is one piece of your graduation check out, so we update this plan every year in our ECAP lessons.

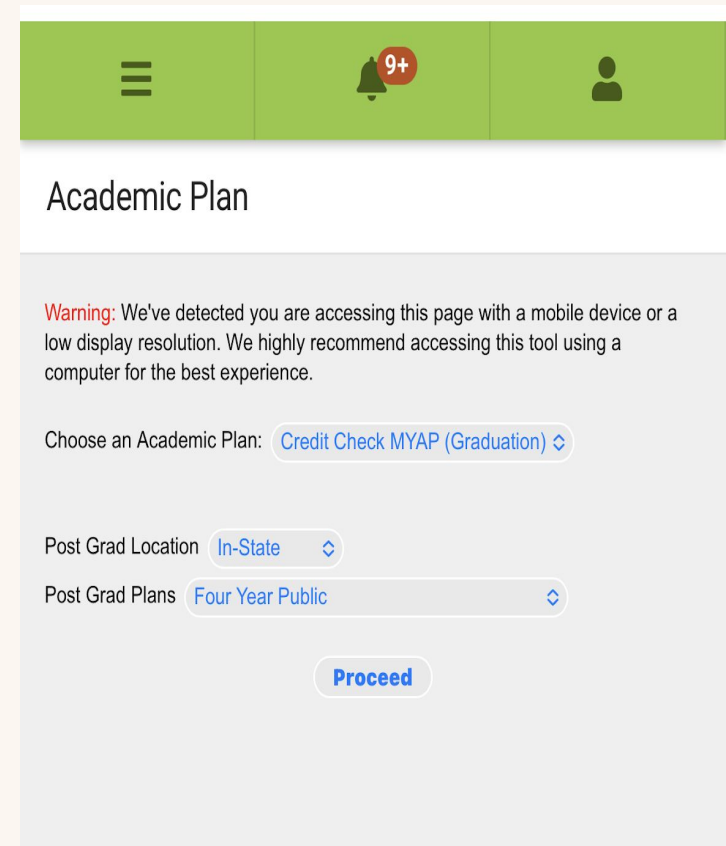


How to start the Academic Plan

Choose an Academic Plan: Credit Check
MYAP (graduation)

Choose Post Grad location:
In-State/Out-of-State

Choose Post Grad Plans: Two Year
Private/Four Year Private/Four Year
Public/Community
College/Employment/Homemaker/Active
Military Service/Other Postsecondary
Education or Training/Unknown



The screenshot shows a mobile application interface for selecting an academic plan. At the top, there is a green navigation bar with a hamburger menu icon on the left, a notification bell icon with a red '9+' badge in the center, and a user profile icon on the right. Below the navigation bar, the title 'Academic Plan' is displayed. A warning message in red text states: 'Warning: We've detected you are accessing this page with a mobile device or a low display resolution. We highly recommend accessing this tool using a computer for the best experience.' Below the warning, there are three dropdown menus: 'Choose an Academic Plan:' with 'Credit Check MYAP (Graduation)' selected, 'Post Grad Location' with 'In-State' selected, and 'Post Grad Plans' with 'Four Year Public' selected. At the bottom of the form, there is a blue 'Proceed' button.

Your four year "Credit Check MYAP Graduation" plan will appear. The courses you are in currently and previously taken during your high school career will automatically appear.

For grades 10 - 12, select the drop-down menu for the courses you are planning to take.

- You only need to select courses for English, Math, Science and SS. If you are going to take a foreign language class, you can enter this in the elective field.

Make sure to enter both A and B semesters of your course work.

Then CLICK

SAVE

The screenshot shows a mobile application interface for an Academic Plan. At the top, there is a green header with a menu icon, a notification bell with '9+', and a user profile icon. Below the header, the title 'Academic Plan' is displayed. A yellow callout box with a black arrow points to a 'Save' button, with the text 'Hit Save when you are finished'. Below the 'Save' button is a 'Generate Plan Report' button. A search bar for the Course Catalog is visible. The main content area shows the program details: 'Program: Credit Check MYAP (Graduation Requirements)' and 'Counselor: Shropshire, Carrie SHROPSHIRE.CARRIE@gse.cusd.edu'. There is a checkbox for 'Approved by parent/legal guardian'. The plan is organized by grade level: Grade: 09 (6.00 / 6.00), Grade: 10 (7.00 / 6.00), and Grade: 11 (1.00 / 1.00). Under Grade 10, the 'ENGLISH (3.00 / 4.00)' section is highlighted, showing a table of course selections with columns for course name and credit value. The table shows that only 3.00 credits are selected, with an 'ALERT: Not enough credits selected in ENGLISH to meet the minimum plan requirement'. Below this, the 'MATH (3.00 / 4.00)' section is also highlighted, showing a similar table with only 3.00 credits selected and an 'ALERT: Not enough credits selected in MATH to meet the minimum plan requirement'. The 'SCIENCE (3.00 / 3.00)' section is partially visible at the bottom, showing a table with 3.00 credits selected.



That's it!



have a Coltastic day!