



# WHERE AM I GOING?

10th grade ECAP Presentation



# MEET THE COUNSELORS

## High School Counselors

Mrs. Tyler  
A-Cot



Mrs. Marin  
Cou-G



Mrs. Shear  
II-Lar



Mrs. Woodruff  
Lau-Pen



Ms. Salazar  
Per-So



Ms. Clifford  
Sp-Z







# WHAT IS ECAP?

- Education College and Career Action Plan
- Required for all Arizona students-Graduation Requirement
- Helps prepare students to reach their academic and career goals
- Helps students explore
  - Occupations
  - Programs of Study
  - College/University Information
  - Resume Writing
  - 4 year plan




# CORE GPA: WHAT THE COLLEGES FOCUS ON!



YOUR CORE GPA IS COMPRISED OF THE GRADE POINTS ASSOCIATED WITH YOUR CORE CLASSES. YOUR CORE CLASSES ARE THOSE THAT ARE REVIEWED FOR ADMISSIONS, SCHOLARSHIPS AND PLACEMENT INTO MOST UNIVERSITIES.

- ▶ 4 ENGLISH
  - ▶ 4 Math
  - ▶ 2 Social Studies
  - ▶ 3 Lab Sciences
  - ▶ 2 World Languages
  - ▶ 1 Fine Art or CTE
- (16 total)- 22 credits are required to graduate high school, but only 16 are used to calculate the Core GPA



HOW DO YOU CALCULATE YOUR CORE GPA?- CLICK THE FOLLOWING LINK TO GET STARTED!

[CORE GPA CALCULATOR](#)





# GRADUATION REQUIREMENTS

\*Students must also pass the Civics Exam with a grade of 70% or higher

CURRICULUM AREA	CUSD CREDITS	IN-STATE UNIVERSITY CREDITS
English	4	4
Math	4	4
Laboratory Science	3	3
Social Studies	3	2
Career & Technical Edu/Fine Arts	1	1
World Language	0 (not required)	2 (must be same language)
Physical Education	1	0
Comprehensive Health	.50	0
Elective Courses	5.5	0
<b>TOTAL REQUIRED CREDITS</b>	<b>22 CREDITS</b>	<b>16 CREDITS</b>



# WHAT PATH WILL YOU TAKE?



EDUCATION- COLLEGE, TRADE SCHOOL OR PROGRAM

EMPLOYMENT- WORKING RIGHT AFTER HIGH SCHOOL

ENTREPRENEURSHIP- START YOUR OWN BUSINESS

ENLISTMENT- JOINING THE ARMED FORCES

GAP YEAR- SOME STUDENTS CHOOSE A GAP YEAR: TO SERVE A MISSION WITH THEIR CHURCH OR TO EARN MONEY FOR COLLEGE, BUT WHAT PATH WILL YOU TAKE AFTER THAT?

LET'S START EXPLORING!





# 2 Year/Technical Colleges



## Technical:

- Offer programs that emphasize hands on skills
- Students often go right into careers in technical or industrial fields
- Work with local employers to make sure students get the skills they need
- Instructors are also often professionals in their field
- Students can earn - Certificates, Diplomas, Associates Degrees

## Community:

- Provide first 2 years of a 4-year degree
- Students often transfer to a 4-year institution to complete a bachelor's degree
- Also offer career specific training for professionals
- Students can receive - Certificates, Diplomas, Associates Degrees



# 4-Year Colleges and Universities

- Can be Public or Private
  - Public colleges are funded by local and state governments and usually offer lower tuition rates.
  - Private colleges rely mainly on tuition, fees and private sources of funding.
- Usually have on-campus housing
- Offer a wide range of majors
- Offer a wide range of athletic programs as well as programs in the arts such as music and theater
- Students must meet certain requirements to be accepted
- Degrees take 4 years to complete
- Students can receive - Bachelor's Degree, Masters Degree and Professional or Doctoral Degrees

**ASU**



THE UNIVERSITY  
OF ARIZONA

**NAU**  
LUMBERJACKS


**GCU**



# Paying for your future:

**Financial Aid** – applying for federal financial aid (FAFSA) can help support students for paying for college. Counselors and Career Specialist will provide more information junior/senior year.

**Grants & Scholarships** – Some students may be eligible for a grant or scholarship or both to help pay for college or technical schools. Check with your Career Specialist junior/senior year for more information regarding scholarship search opportunities.



**College & Career Center**  
**Mrs. Connolly, College & Career Specialist**

Students can schedule an appointment with Mrs. Connolly through the Counseling QR code to learn more about Scholarships, College and Career Exploration.



# What you do in High School matters:

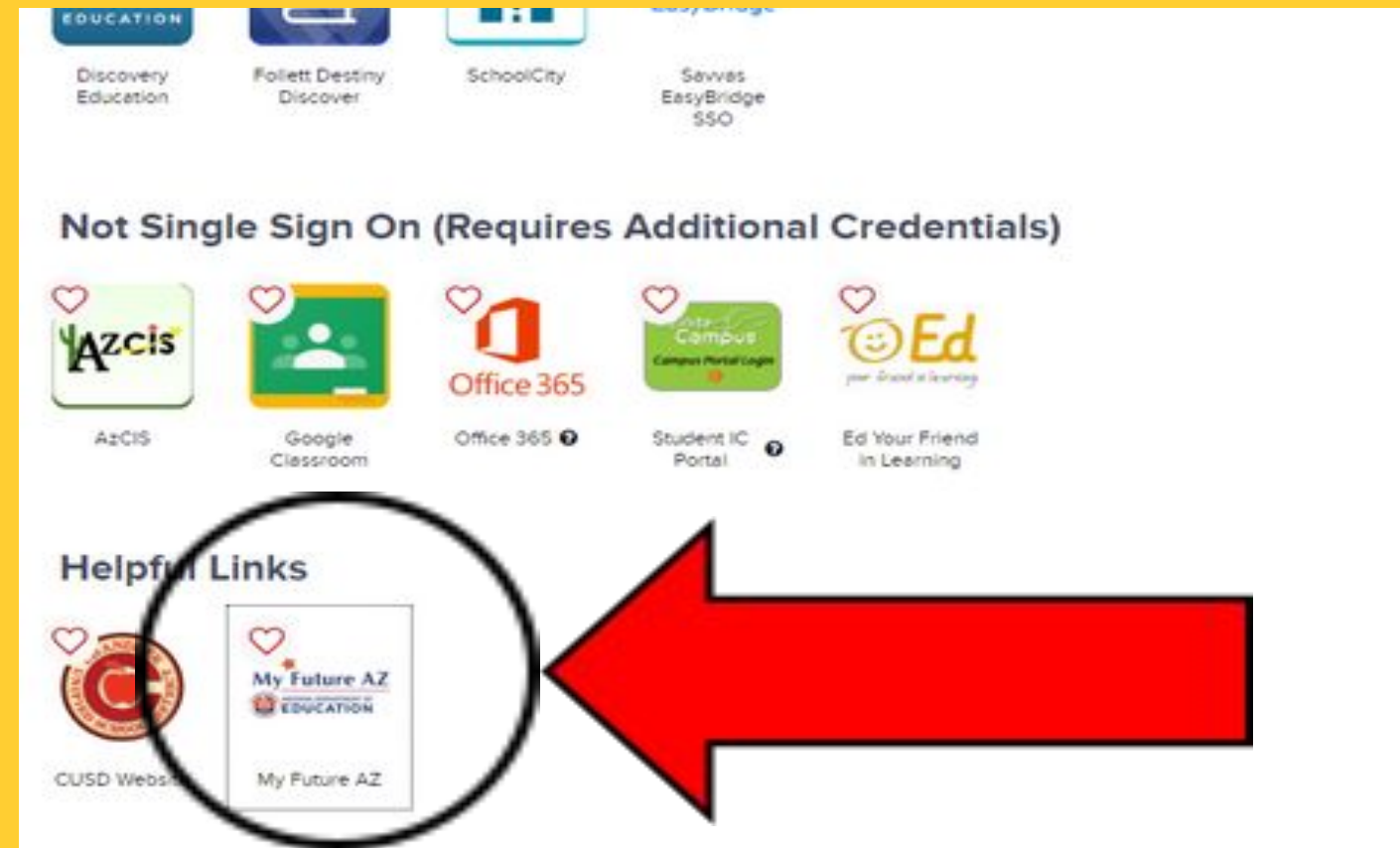
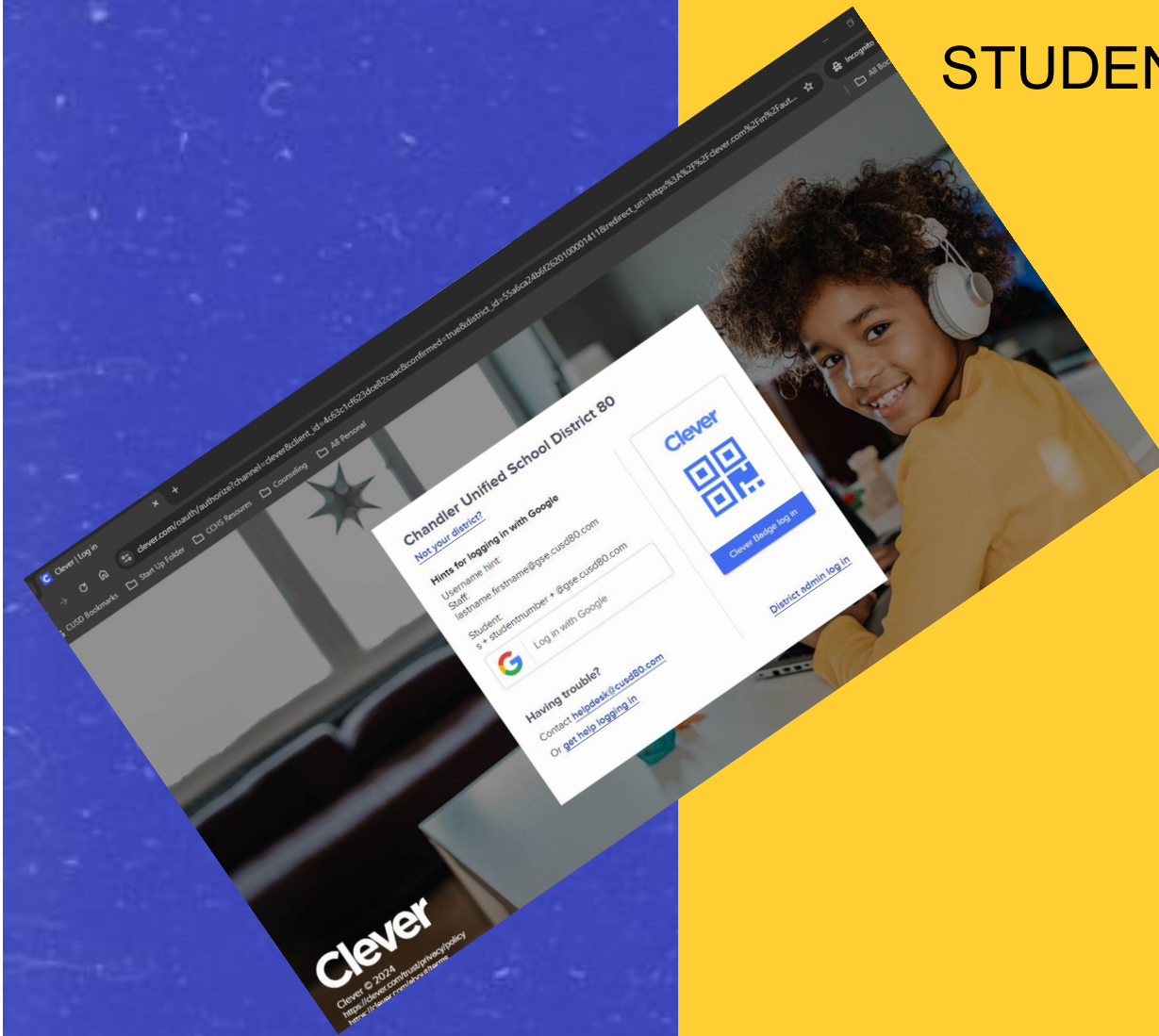
1. Stay on top of your grades – Turn in homework on time, study for your tests ahead of time, come in for tutoring as needed.
2. Extracurricular activities – Get involved in clubs here on campus.
3. Outside of school – Complete volunteer or community service hours, internships, jobs, etc.
4. Get involved!
5. Advocate for yourself – don't hesitate to ask for help!



# Logging in to My FUTURE AZ

STUDENTS WILL USE CLEVER TO LOG IN TO MY FUTURE AZ  
LINK FOR CLEVER

THEN CLICK 'MY FUTURE AZ' ON THE CLEVER



# TIME TO REGISTER YOUR ACCOUNT!

## Let's get to work!

Fill in the form to finish the setup.

Account Retrieval Email ⓘ

name2@example.com

Zip Code \*

Grade Level \*

Select Grade Level ▼

Birth Date \*

Pick a date

School \* ⓘ

Type and select the name of your school

By creating an account, I agree to the [Terms of Use](#) and [Privacy Policy](#).

Register →

IF YOU HAVE NEVER LOGGED IN BEFORE:

YOU WILL SEE THIS SCREEN WHEN YOU FIRST LOG IN

ACCOUNT RETRIEVAL EMAIL: [S123456@gse.cusd80.com](mailto:S123456@gse.cusd80.com)

ZIPCODE: 85241

GRADE LEVEL: CURRENT GRADE

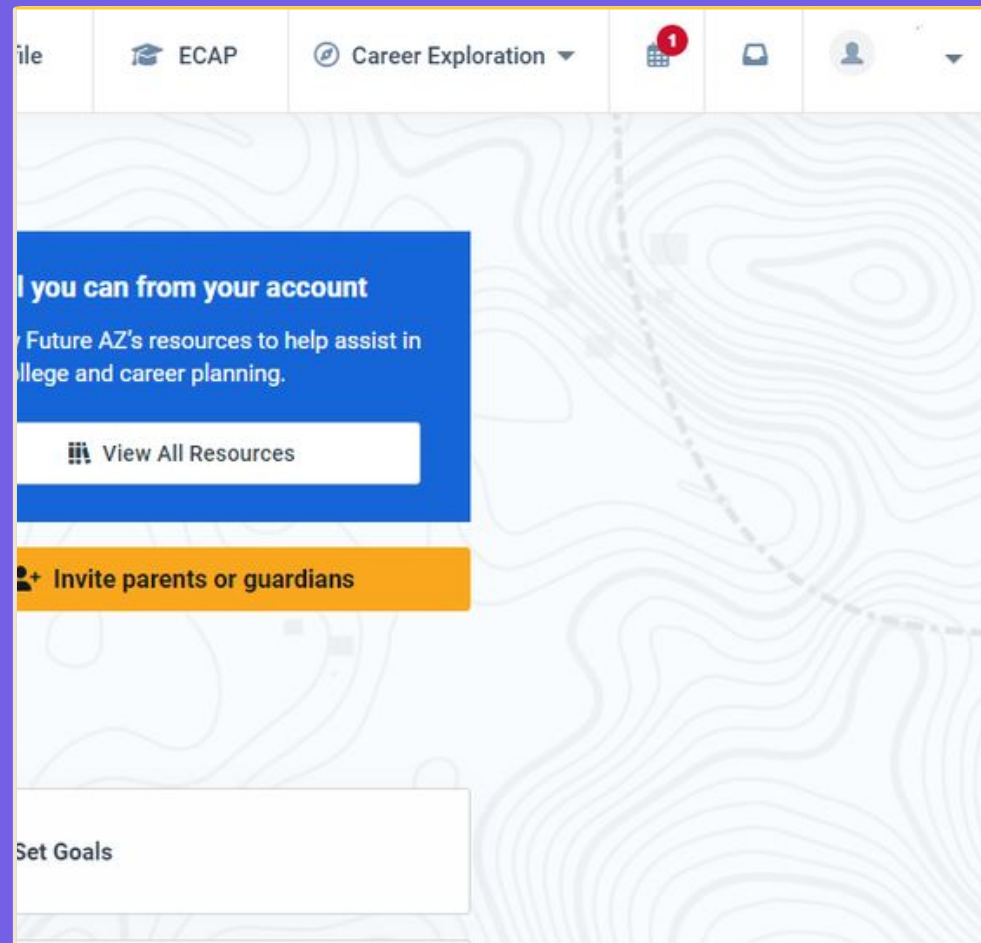
BIRTH DATE: ENTER YOUR BIRTHDAY 01/01/2001

SCHOOL: Casteel High School

**LAST YEAR.** WHEN YOU GET IN TO YOUR ACCOUNT YOU CAN CHANGE THE SCHOOL.

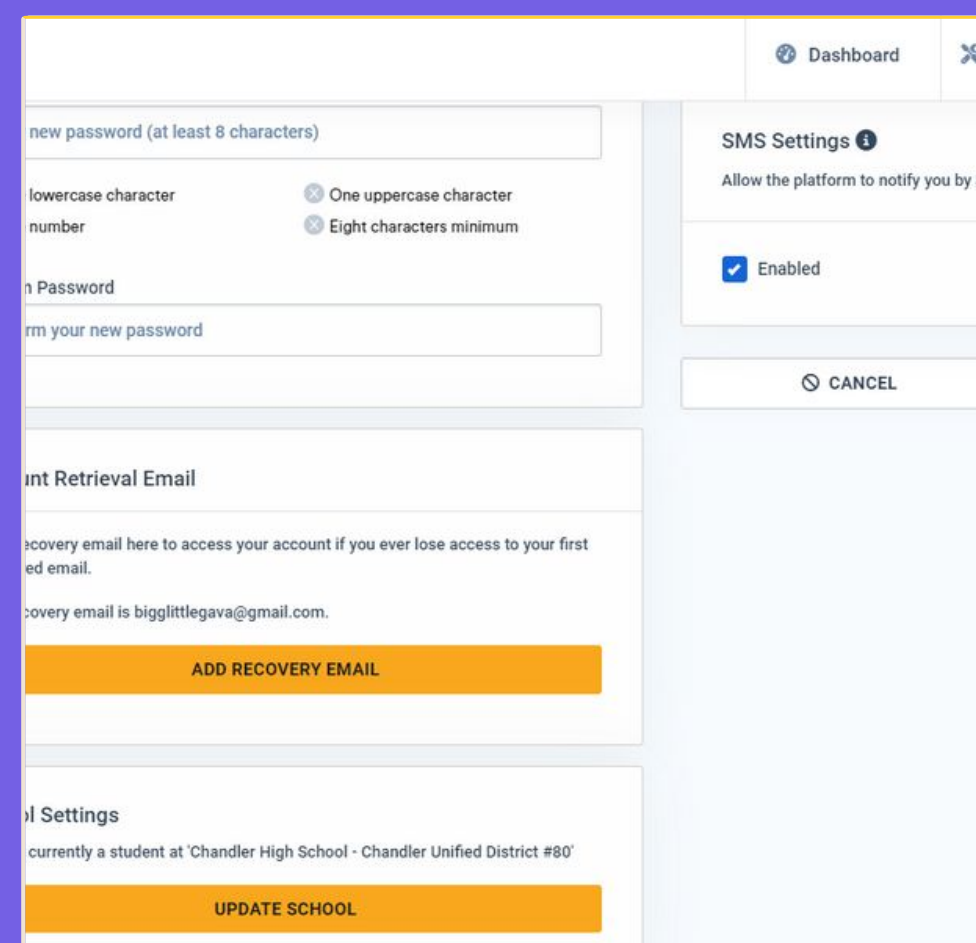
# ATTENDING A NEW SCHOOL THIS YEAR?

HERE IS HOW YOU CHANGE YOUR SCHOOL ON YOUR ACCOUNT.



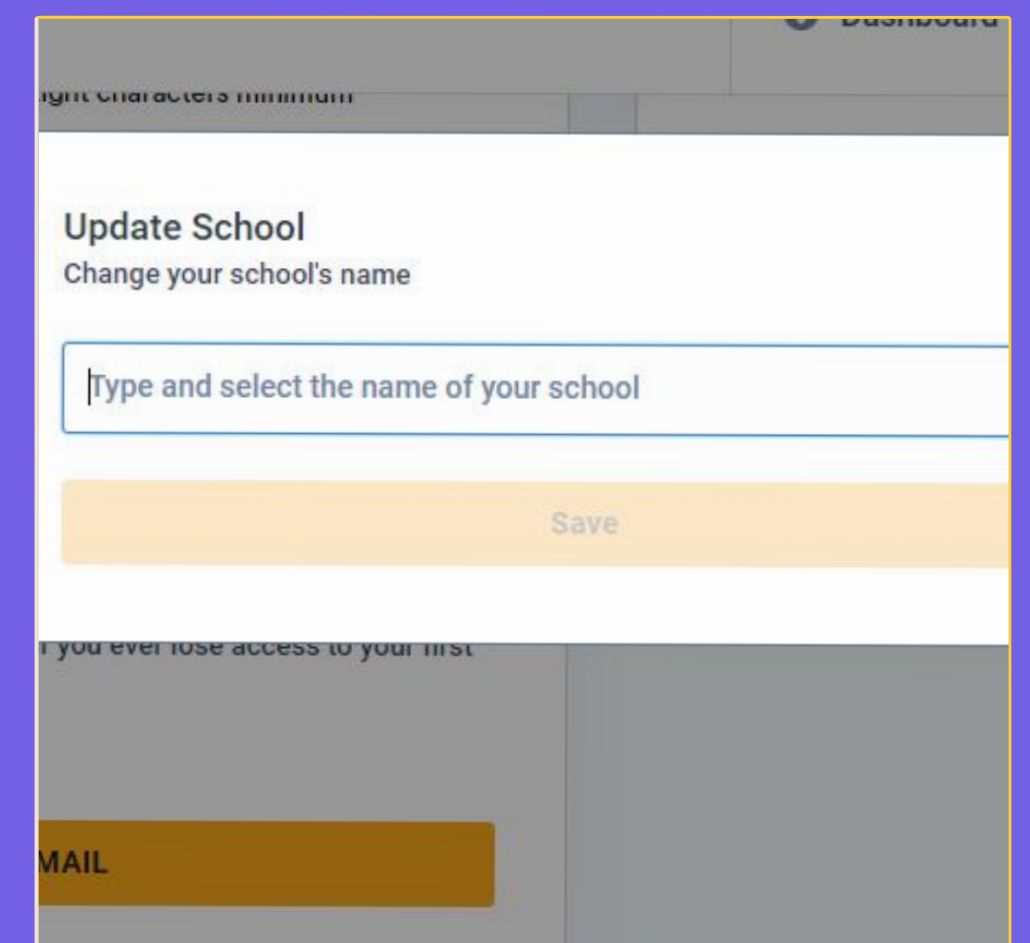
## STEP ONE

CLICK ON THE ARROW AT THE TOP RIGHT OF YOUR SCREEN AND CLICK 'SETTINGS'



## STEP TWO

SCROLL DOWN TO 'UPDATE SCHOOL' AND CLICK THERE



## STEP THREE

TYPE IN CHANDLER ONLINE ACADEMY  
CLICK ON THAT WHEN IT SHOWS UP AND  
THEN CLICK 'SAVE'

LET'S FIND A SPOT FOR YOU!

ON YOUR STUDENT DASHBOARD, YOU WILL SEE THE SCREEN BELOW.

CLICK ON 'VIEW ALL RESOURCES'





NEXT, SCROLL DOWN TO FIND "COLLEGE BOARD COLLEGE SEARCH"

CLICK 'VISIT SITE'

A screenshot of a website dashboard. The dashboard has a top navigation bar with 'Dashboard', 'Profile', and 'Career Exploration' menus. Below the navigation bar, there are four cards. The first card is 'Access ASU' with a 'Visit Site' button. The second card is 'Arizona Community Foundation Scholarship Application' with a 'Visit Site' button. The third card is 'Be A Leader Foundation' with a 'Visit Site' button. The fourth card is 'College Board College Search' with a 'Visit Site' button. The 'College Board College Search' card and its 'Visit Site' button are circled in red. A red arrow points from the text 'if that button doesn't take you to the college search, use the link below' to the 'Visit Site' button. A purple arrow points from the girl's laptop to the screenshot.

if that button doesn't take you to the college

search, use the link below

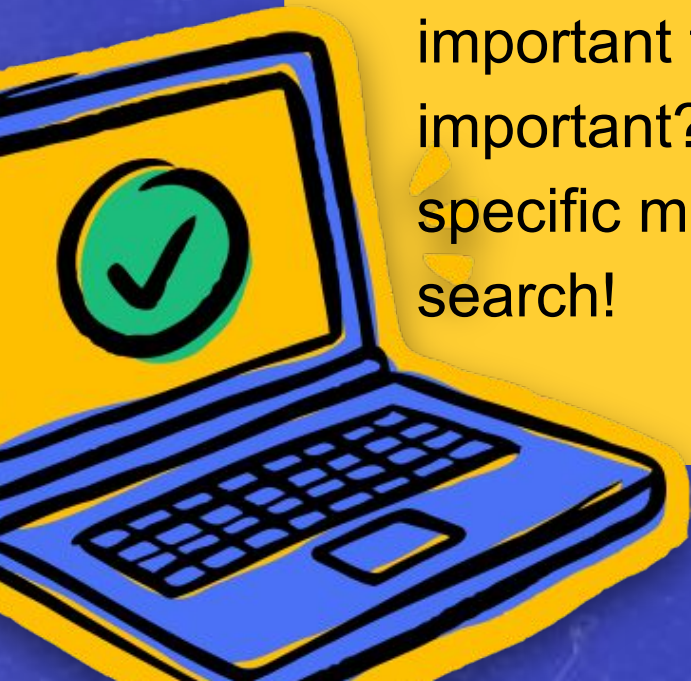
**COLLEGE BOARD COLLEGE SEARCH**



# LOOKING FOR THE RIGHT PLACE TO LAND?



Finding where you want to continue your education can be overwhelming. The activity you are about to do is a way to organize the facts about your top three choices. You will be able to find schools based on what is most important to you. Is the location most important? Start there! Then you can look for specific majors at those schools. Let's start the search!



YOU CAN SEARCH FOR COLLEGES YOU KNOW YOU ARE INTERESTED IN, OR YOU CAN CHOOSE TO TAKE A QUIZ THAT WOULD MATCH YOU TO A COLLEGE BASED ON YOUR INTERESTS. CHOOSE YOUR TOP THREE SCHOOLS AND COMPLETE THE NEXT ACTIVITY.

A screenshot of the College Search interface on College Board. The page has a white background with a blue header. At the top, there is a search bar with the text "Search by college name" and a heart icon with "0". Below the search bar are several filter buttons: "Majors", "Location", "Type", "Affordability", "Campus Life", "Credit", "Admissions", "Reach, Match, Safety", and "Degrees". A red circle highlights the "Match me" button, which is located next to the text "Get matched with colleges" and "Get a list of colleges that match your interest with our personalized college quiz." Below this, there is a section titled "Find the right colleges for you" with the subtitle "Use the filters above to narrow your search to schools that are a good fit for you." Underneath, it says "4379 Colleges Found" and "Sort by". The first result is "California State University: Dominguez Hills" in Carson, CA. It lists details: "4-year • Public • Large • Suburban", "53% graduation rate", "\$5K average per year after aid", and "SAT 790-930". There is a "Save College" button at the bottom right of the result card.

if using the Match Me, you will need to create an account on College Board. You may have an account if you have taken an AP course and you can use that login.



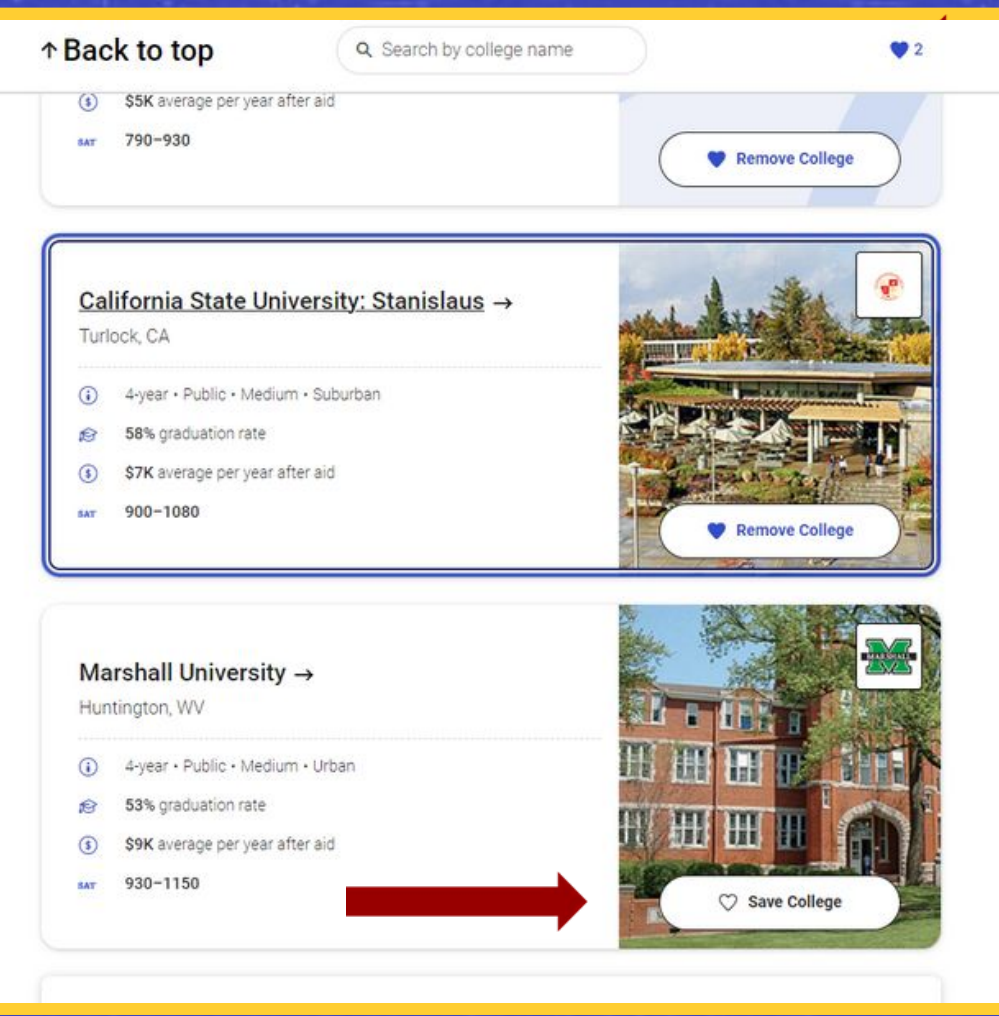




# HOW DO I ADD A COLLEGE TO MY FAVORITES LIST?





WHEN YOU FIND A COLLEGE YOU WANT TO MAKE A FAVORITE, YOU WILL CLICK 'SAVE COLLEGE'



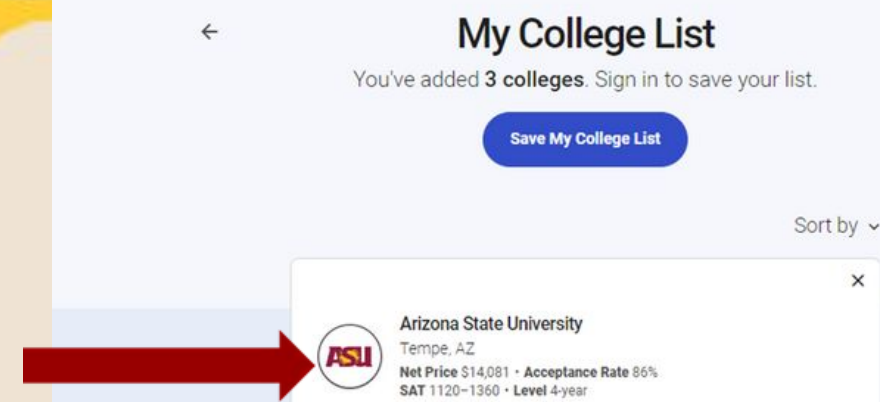
TO FIND ALL FAVORITES, (ONES THAT WERE MARKED WITH A HEART) YOU CAN CLICK THE HEART IN THE TOP RIGHT CORNER TO SEE YOUR COLLEGE LIST.

YOU DO NOT NEED TO SIGN IN TO DO THIS PART. EVEN IF IT TELLS YOU TO, UNLESS YOU WANT TO SAVE THIS, YOU DO NOT NEED TO MAKE AN ACCOUNT.





CLICK ON THE NAME OF EACH COLLEGE TO REVEAL THE DETAILS ABOUT THAT SCHOOL.



CLICK THE LINK AND DOWNLOAD THEN FILL OUT THE FOLLOWING GOOGLE SHEET COMPARING YOUR COLLEGE CHOICES

[COLLEGE COMPARISON 10TH GRADE ECAP](#)



# Worksheet Directions

## COLLEGE COMPARISON ACTIVITY *10<sup>th</sup> Grade ECAP*

Name: \_\_\_\_\_

	School 1	School 2	School 3
Name of School			
2 Year or 4 Year			
Location of School			
Total Enrollment			
Tuition (Instate & Out of State)			
Room and Board Cost (On Campus)			
Total Cost (Tuition + Room/Board)			
Briefly describe why you would or would not want to attend this college/university.			

- When you open the doc it will ask you if you want to make a copy of the original, click “make a copy.”
- Rename it your Lastname and ID number (Marin123456) and leave the “10th Grade ECAP CC Activity” part
- Fill in three different schools.
- Fill in the specific information for each of those schools.
- Describe what you like or don't like.

How to name your  
DOC:  
Marin 123456 10th  
Grade ECAP CC Activity

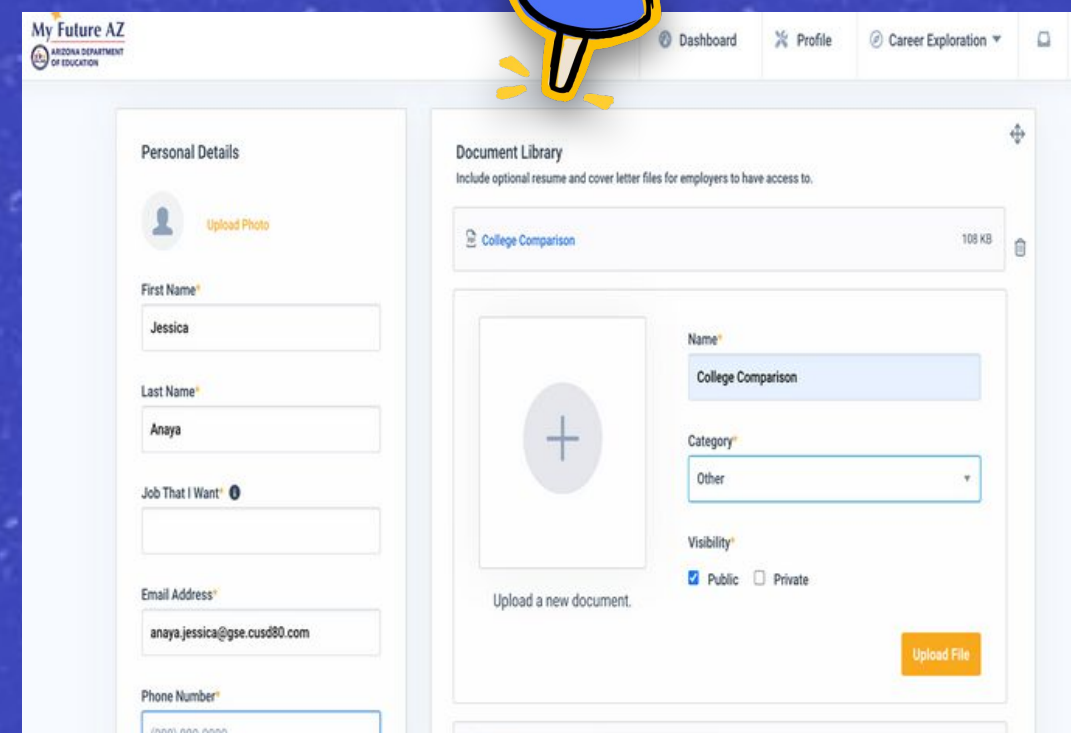
# WHEN FINISHED WITH THE COLLEGE COMPARISON

Download document as  
a PDF

Click on 'Profile' at the  
top of the page

Click on 'Upload Upload the document  
Name: College Comparison  
Category: Other  
Visibility: Public

TAKE A SCREENSHOT  
of your  
submitted form



The screenshot shows the 'My Future AZ' user interface. On the left is the 'Personal Details' section with fields for First Name (Jessica), Last Name (Anaya), Job That I Want, Email Address (ananya.jessica@gse.cusd80.com), and Phone Number. On the right is the 'Document Library' section, which includes a table with one entry: 'College Comparison' (108 KB). Below the table is a form for uploading a new document, with fields for Name (College Comparison), Category (Other), and Visibility (Public selected). An 'Upload File' button is at the bottom right.

# WHEN FINISHED WITH THE COLLEGE COMPARISON

- Take a screenshot of your submitted form on My Future AZ
  - Submit both the screenshot and your completed worksheet into Google Classroom for Credit.

**This is HOW you GET CREDIT for your  
Work TODAY!**



# Now, let's UPDATE/CREATE your 4-Year Plan on Infinite Campus: Login Please

The screenshot shows the login interface for Infinite Campus. At the top left is the Infinite Campus logo, and at the top right is the tagline "Transforming K12 Education®". A red banner on the right side of the white login box says "Campus Portal". Below this banner, the text "Chandler Unified School District" is displayed. The login form includes two input fields: "Username" and "Password". Below the password field is a "Sign In" button with a red double arrow icon. At the bottom right of the login box is a "HELP" button with a dropdown arrow. At the bottom of the green background, there is a language selection menu: "In English | En Español | 中文简体 | 中文繁體". Below that is the copyright information: "©2003-2015 Infinite Campus, Inc. www.infinitecampus.com".

**Infinite Campus** Transforming K12 Education®

**Campus Portal**

Chandler Unified School District

Username

Password

**Sign In** >>

**HELP** ▾

In English | En Español | 中文简体 | 中文繁體

©2003-2015 Infinite Campus, Inc.  
www.infinitecampus.com

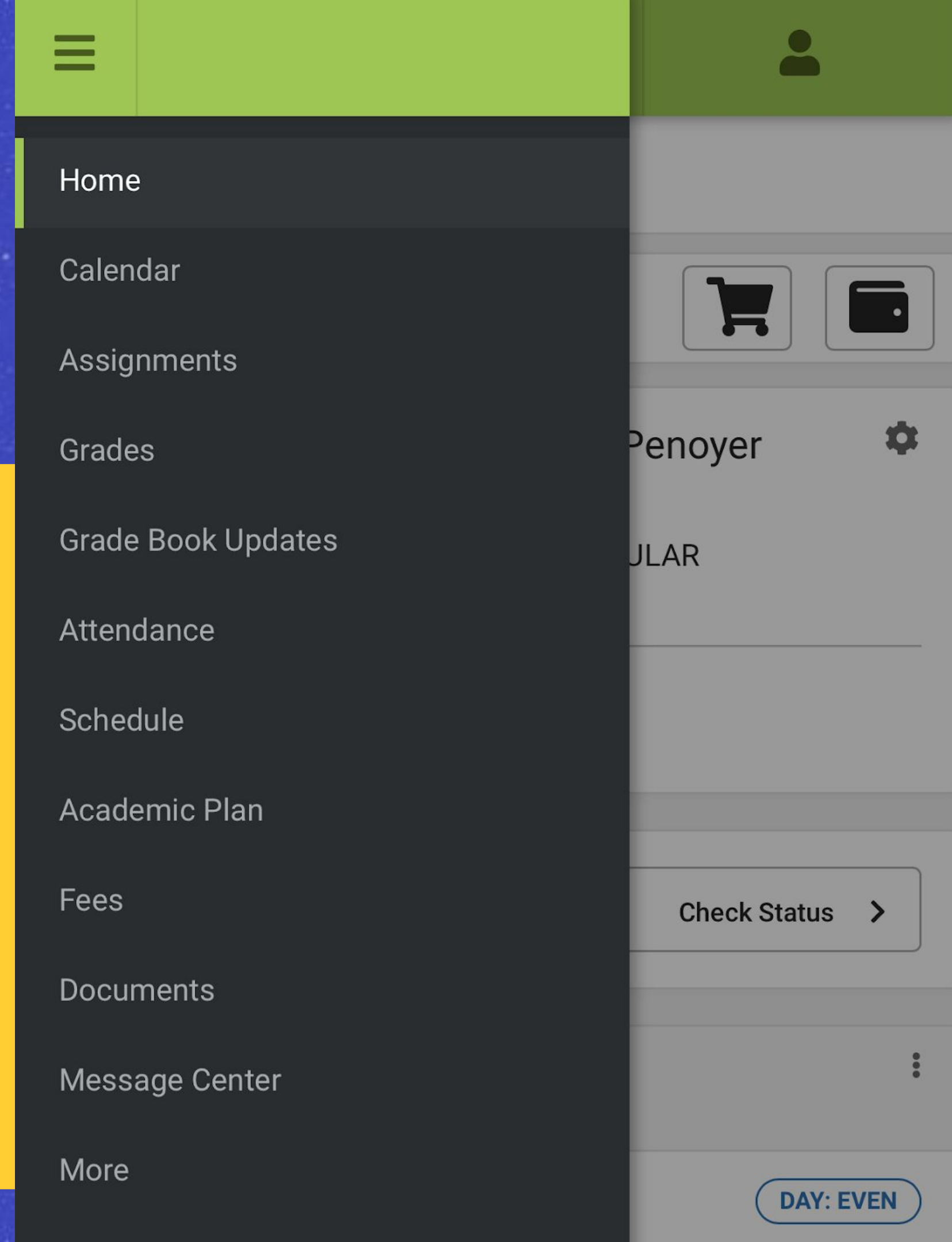
On the bar on left side, select **ACADEMIC PLAN**

### What is a 4 year plan?

- it is a place infinite campus for student to plan and track their course selections as they move through high school.

### Why do I need a 4 year plan?

- it is important to look toward the future to make sure that you are making choices that will support YOUR post-secondary plan.
- your 4 year plan is one piece of your graduation check out, so we update this plan every year in our ECAP lessons.







Double Check that the Academic Plan

Choose an Academic Plan: Credit Check MYAP  
(graduation)

Choose Post Grad location: In-State/Out-of-State

Choose Post Grad Plans: Two Year Private/Four  
Year Private/Four Year Public/Community  
College/Employment/Homemaker/Active  
Military Service/Other Postsecondary Education  
or Training/Unknown



Academic Plan

**Warning:** We've detected you are accessing this page with a mobile device or a low display resolution. We highly recommend accessing this tool using a computer for the best experience.

Choose an Academic Plan: [Credit Check MYAP \(Graduation\)](#)

Post Grad Location [In-State](#)

Post Grad Plans [Four Year Public](#)

[Proceed](#)

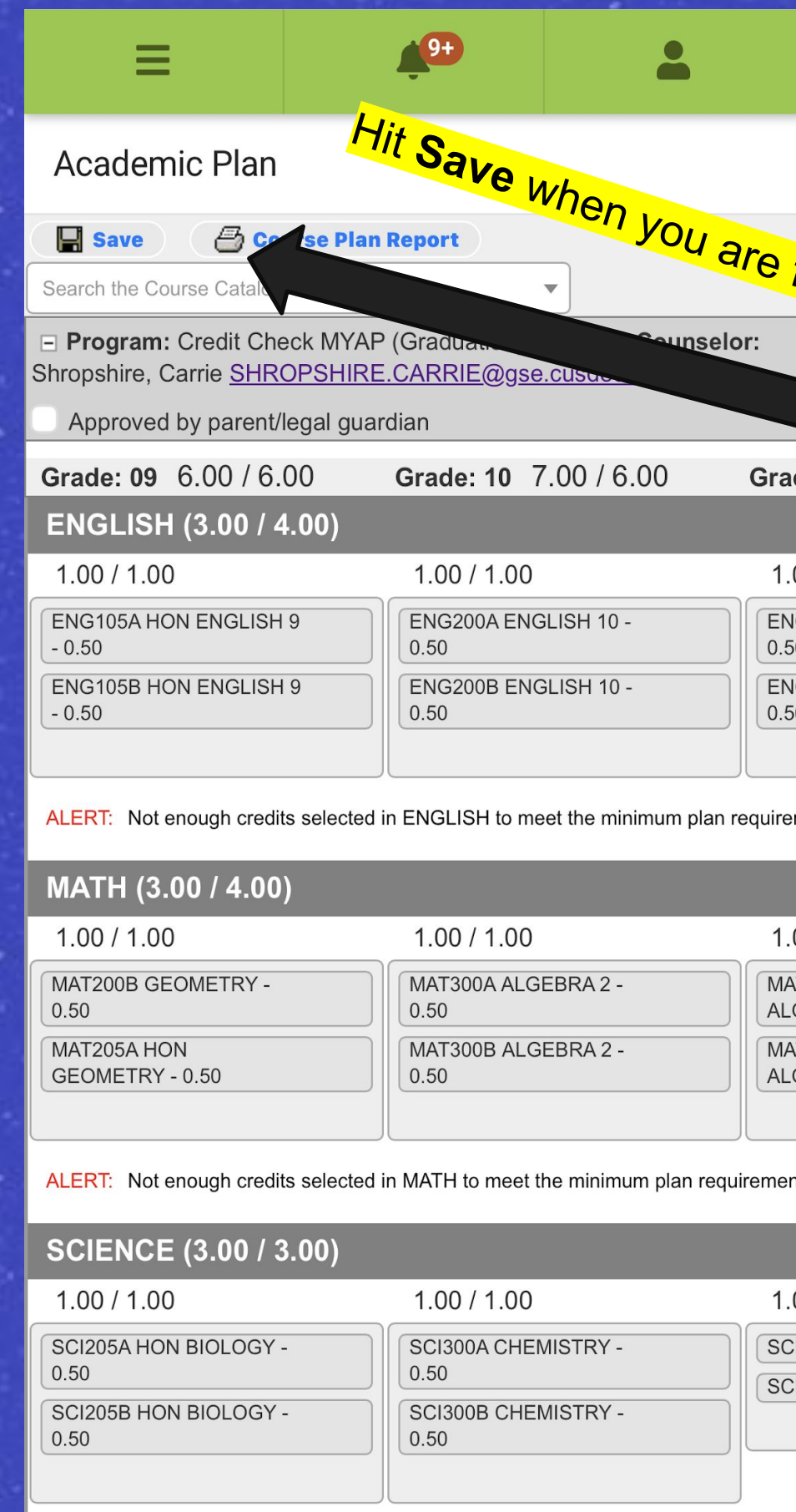


Your four year "Credit Check MYAP Graduation" plan will appear. The courses you are currently and previously taken will appear.

For grades 10 - 12, select the drop-down menu for the courses you are planning to take.

- You only need to select courses for English, Math, Science and SS. If you are going to take a foreign language class, you can enter this in the elective field.

Make sure to enter both A and B semesters of your course work.



The screenshot shows a mobile application interface for an Academic Plan. At the top, there is a green navigation bar with a menu icon, a notification bell with '9+' alerts, and a user profile icon. Below the bar, the title 'Academic Plan' is displayed. A yellow callout box with the text 'Hit Save when you are finished' and a black arrow points to the 'Save' button. The interface includes a search bar for the course catalog, a program selection dropdown set to 'Credit Check MYAP (Graduation)', and a counselor's name 'Shropshire, Carrie' with an email address. There is a checkbox for 'Approved by parent/legal guardian'. The main content area is divided into sections for different subjects: ENGLISH (3.00 / 4.00), MATH (3.00 / 4.00), and SCIENCE (3.00 / 3.00). Each section shows a progress indicator (e.g., 1.00 / 1.00) and a grid of course selection buttons. For ENGLISH, buttons include ENG105A HON ENGLISH 9 - 0.50, ENG105B HON ENGLISH 9 - 0.50, ENG200A ENGLISH 10 - 0.50, and ENG200B ENGLISH 10 - 0.50. For MATH, buttons include MAT200B GEOMETRY - 0.50, MAT205A HON GEOMETRY - 0.50, MAT300A ALGEBRA 2 - 0.50, and MAT300B ALGEBRA 2 - 0.50. For SCIENCE, buttons include SCI205A HON BIOLOGY - 0.50, SCI205B HON BIOLOGY - 0.50, SCI300A CHEMISTRY - 0.50, and SCI300B CHEMISTRY - 0.50. Red 'ALERT' messages are visible at the bottom of each subject section, indicating that not enough credits have been selected to meet the minimum plan requirements.

That's it!

have a Cottastic day!

