

Name _____

Lesson 5

Make 10 to Subtract

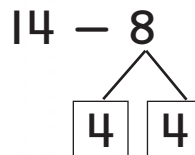
My Homework

Homework Helper



Need help? connectED.mcgraw-hill.com

You can make a 10 to subtract more easily.



$$14 - \underline{4} = \boxed{10}$$

$$\underline{10} - \underline{4} = \boxed{6}$$

So, $14 - 8 = 6$.

Helpful Hint

Think $14 - 4 = 10$.
So, break apart
8 as 4 and 4.

$$\begin{array}{l} 14 - 4 = 10 \text{ and} \\ 10 - 4 = 6 \end{array}$$

Practice

Take apart the number to make a 10. Then subtract.

1. $17 - 9$

$$\begin{array}{r} - 9 \\ \swarrow \quad \searrow \\ \boxed{} \quad \boxed{} \end{array}$$

$$17 - \underline{} = \boxed{}$$

$$\underline{} - \underline{} = \boxed{}$$

So, $17 - 9 = \underline{}$.

2. $13 - 7$

$$\begin{array}{r} - 7 \\ \swarrow \quad \searrow \\ \boxed{} \quad \boxed{} \end{array}$$

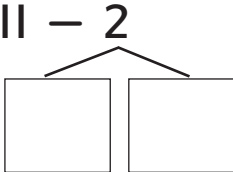
$$13 - \underline{} = \boxed{}$$

$$\underline{} - \underline{} = \boxed{}$$

So, $13 - 7 = \underline{}$.

Take apart the number to make a 10. Then subtract.

3. $11 - 2$

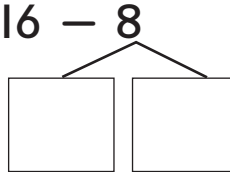


$11 - \underline{\quad\quad} = \square$

$\underline{\quad\quad} - \underline{\quad\quad} = \square$

So, $11 - 2 = \underline{\quad\quad}$.

4. $16 - 8$



$16 - \underline{\quad\quad} = \square$

$\underline{\quad\quad} - \underline{\quad\quad} = \square$

So, $16 - 8 = \underline{\quad\quad}$.



Brain Builders

Draw a picture to help you solve the problem.

5. There are 18 **coconuts** on a tree.
9 **coconuts** fall off the tree. How
many **coconuts** are still on the tree?



 coconuts

6. Test Practice Sadie collects 15 **shells** at the
beach. She gives her brother 6 of them.
How many **shells** does Sadie have left?

18 **shells** 12 **shells** 11 **shells** 9 **shells**



Math at Home Write $13 - 8 = \underline{\quad}$ on a piece of paper. Have your child use buttons or marbles to help him or her subtract.