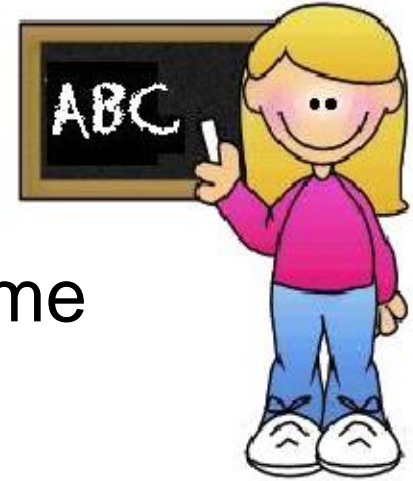


Welcome 1st Grade Families!





- I am so excited to have an awesome year in first grade with your child!
- Please read through this important information... it will help all of us have a successful year in first grade!
- If you have any questions, please do not hesitate to reach out to us.



Meet The Teacher

Mrs. Raphael



Teacher's Name: Stephanie Raphael

Email:Raphael.Stephanie@cusd80.com

Phone: 480-224-3400

Website: <http://www.mychandlerschools.org/domain/3521>

I am happy to talk with you about your child at any time, however, out of respect for our students' privacy, I do not discuss student progress when I have other students in the classroom. If you wish to discuss your child's progress, please contact me to schedule a conference.

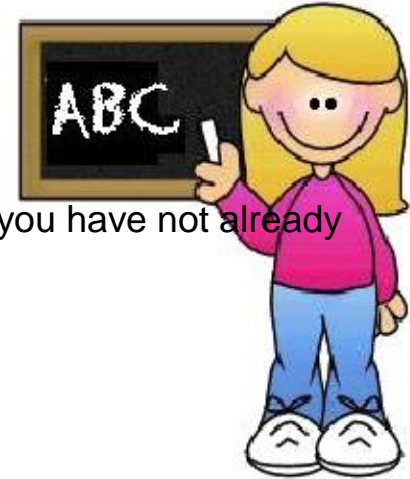
* I will respond within 24 hours. Thank you for understanding.



School Supplies

IMPORTANT: This list will be a bit different than the generic CUSD first grade supply list, but it has our specific classroom needs. Please refer to this list instead if you have not already purchased items. If so, that's fine, too! 😊
Thank you so much for donating to our classroom!

(Please **do not** write names on supplies. We will use them as a class.)



SUPPLY LIST 1st Grade

This is not a mandatory supply list. Any supplies received will be greatly appreciated!

- 1 student backpack with no wheels
- 1 box of Crayola crayons (24 count)
- 1-2 containers of Clorox Wipes
- 12 glue sticks
- 1 box of Ticonderoga #2 pencils
-Ticonderogas tend to last longer
- 1 box of tissues
- 1 pack of chisel-tip dry erase markers
(4 count pack)
- 1 pack of colored markers

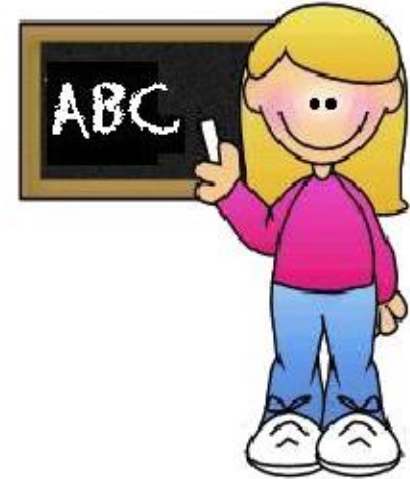


Extra School Supplies


Here are some extra supplies we can always use if you are able to donate.

Thank You!

- *hand sanitizer
- *snack size or sandwich size baggies
- *gallon size baggies
- *Walgreens gift card for photo projects
- *Target gift card for supplies
- *Small treasure box toys



Birthdays



Birthdays are extra special for First Graders!

Feel free to send in store bought small treats (school policy). Please include napkins if it's a messier treat. Prior to buying treats, check with me for our class size, as it changes frequently throughout the school year. (We will eat the treats outside before recess.)

Please only send party invitations to school if you are inviting our whole class. Students with summer birthdays will have an opportunity to celebrate with the class in May.



Snacks

- Students will have the opportunity to eat a snack at our morning recess. Please send in a snack with your child each day.
- **We will have a class snack the first week of school . . .you do not need to send in a daily snack until July 22nd.**
- Healthy snacks are encouraged! THANK YOU IN ADVANCE!!!





Clip Chart



Behavior

Blue: Great Choices	Students who make positive choices will receive recognition as they move up the chart.
Green: Ready to Learn	Everyone starts the day "Ready to Learn!" Students can "clip up" or "clip down" throughout the day depending on their behavior choices.
Yellow: Slow Down	Students who receive a warning will move to yellow. This serves as a reminder to students to slow down and think about the choices they make.
Orange: Five Minutes	Students who continue to make poor choices will move to orange. This will result in a missing five minutes of play time at recess or at Responsibility Club (Fun Friday).
Red: Parent Contact	Students who move to red will complete a behavior reflection note to be signed by a parent. Red is automatic for any physical behavior.





Clip Chart



Behavior

Your child has a behavior chart in their homework folder. He or she will fill this out daily so you will see how they are doing. Likewise, there will be consequences for students that choose to break the rules such as writing a "Think about it" sheet, time out, parent contact, or in extreme cases, a visit to the principal's office.

Positive Behavior:

First semester: Bucket Filler Card






-When students make good choices, they earn punches on their card. When they earn 20 punches that get a treasure box item!

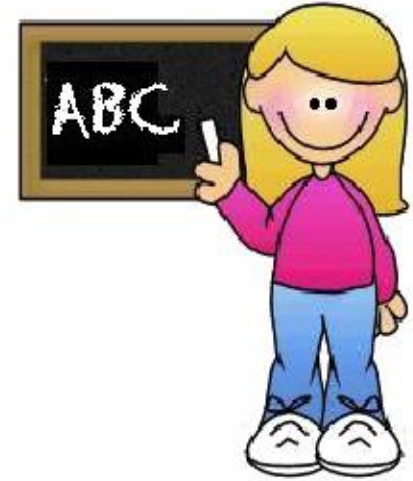
Second semester: Raphael Bucks!

-When students make good choices, they earn "Raphael Bucks" which can be spent on rewards of their choice.



Voice Level Chart

4		Shouting
3		Presenter Voice 
2		Speaking Voice
1		Whisper Voice 
0		Silent

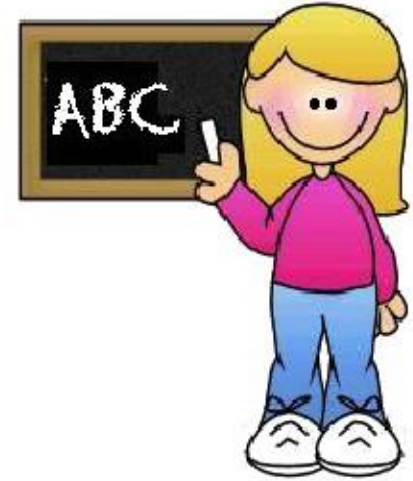


School Voice Levels



Homework

Your child will bring home a homework folder each day. This folder will help your child learn to be responsible and organized! It also provides a place to put notes or graded papers your child needs to take home or return. Please check this folder daily!



A homework packet will go home each Friday and is due back the following Friday morning. First graders are also expected to read a book of their choosing for 15 minutes per night. Research has shown daily independent reading to be one of the most important factors in predicting student success in school.

Please encourage your child to read daily, and ask questions about what he/she is reading!



Sight Word Lists & Baggy Books

Your child will need to practice sight words weekly. The goal at the end of 1st grade is that your child knows at least 200 sight words. There is a chart in your child's homework folder that you can look at to see what level they are on. These lists are also available on our website.

<http://www.mychandlerschools.org/Page/78773>

Your child will also be coming home weekly with a baggy book at his or her level. Please have your child read it to you, ask them questions about what they read, and then return it so they can get another one. We will assess levels quarterly and change book levels accordingly.



Recently
changed
sight words
over to
match
reading
program.



Healthy Kids

A child must not be in school and will be sent home if the following condition(s) are present:

1. Fever 100 degrees or higher. A child must be fever-free for 24 hours (without medication before returning to school.)
2. Persistent cough.
3. Sore throat with fever and/or white spots on the throat-if strep throat is diagnosed, the child must be on antibiotics for 24 hours before returning to school.
4. Rash with fever illness, such as chicken pox, measles, etc.
5. Nausea, vomiting, or diarrhea. A child must be free from symptoms for 24 hours before returning to school.
6. Red, itchy, and draining eyes. If conjunctivitis or "pink eye" is diagnosed, the child must be on antibiotics for 24 hours before returning to school.
7. Prolonged headache and/or stomachache.
8. Swelling or pain at a level that may interfere with learning.
9. Earache.
10. Toothache.
11. Head lice - A child must remain at home until treated with medicated lice shampoo and the nits are removed. The child must be cleared through the health office before returning to school. CUSD enforces a no-nit policy.



Specials

Please check the specials calendar in your child's Homework Folder. It's also on our class website. Please be sure that your child comes to school each day with proper shoes and clothes so that he/she may participate on P.E. days.

*Our specials are from 1:30-2:10.



Drop Off and Getting Home



Drop Off

- *Bus tags –go on backpacks
- *Closed campus: no parents will be allowed past the front entrance gates
- *1st week of school: cones by the basketball courts with teachers' names (our class cone is yellow triangle)

Pick Up


- *First graders who ride in a car will stay inside the building until their “car number” is called.
- *First graders who walk will be walked to a designated area to wait for their adult/sibling to walk with near the entrance gate.
- *Kids Express will be walked to the gym.
- *Rainy Day: Car riders stay in the classrooms and will be called outside as parents come.

FILL THE RAINY DAY FORM OUT (INSIDE THE RIGGS FOLDER).




Water Bottles

It's HOT! Please send in a water bottle with your child each day, making sure their name is on it!

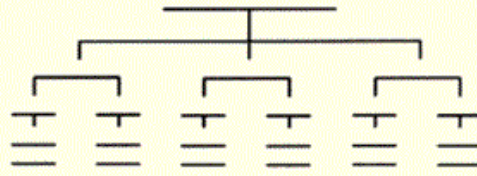


CIRCLE MAP



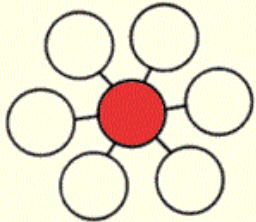
FOR DEFINING IN CONTEXT

TREE MAP



FOR CLASSIFYING AND GROUPING

BUBBLE MAP



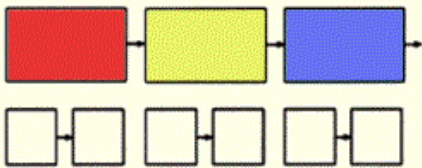
FOR DESCRIBING USING ADJECTIVES

DOUBLE BUBBLE MAP



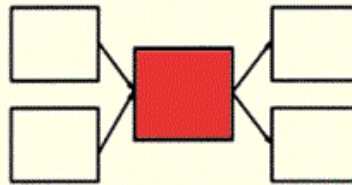
FOR COMPARING AND CONTRASTING

FLOW MAP



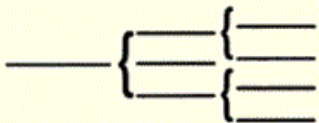
FOR SEQUENCING AND ORDERING

MULTI-FLOW MAP



FOR CAUSES AND EFFECTS

BRACE MAP



FOR ANALYZING WHOLE OBJECTS AND PARTS

BRIDGE MAP



FOR SEEING ANALOGIES

Thinking Maps

Thinking Maps are visual teaching tools that foster and encourage lifelong learning. They provide students with the skills to be successful thinkers, problem solvers, and decision makers.



Field Trips

Made possible by your
[tax credit money](#) donations.

THANK YOU!



We are hoping to go to...

- Schnepf Farms
- Children's Museum of Phoenix
- Possibly another???

- ECA fees **MUST BE PAID** this year through Infinite Campus for your child to attend a field trip!



What Does It Take To Fund A Field Trip, Performance, or On-Site Activity?



Cost of Sample Field Trip:
1st Grade Childsplay Performance
(Based on 120 Students)
Admission: \$1,200.00
Transportation: \$ 550.00
Total Cost: \$1,750.00

Funds Come From:

1. Extra-Curricular Activity Fees

EXAMPLE: \$5 per student, per activity fee is charged (with the exception of extended day or overnight trips). Fees must be charged **BEFORE** a student attends trips, etc. according to Attorney General's opinion.

&

2. Tax Credit Donations

Why Do We Need Both ECA Fees & Tax Credit Donations?

Extra-Curricular Activity Fees Do Not Cover Total Costs of Trips. Example:

\$5 Activity Fee X 120 Students = \$600.00

Total Cost of Trip: \$1,750.00

Activity Fees Collected: - \$ 600.00

Still Needed To Fund Trip: \$1,150.00


*If we do not have tax credit donations to cover the remaining cost of trip, there will be no trip.

Who Can Make A Tax Credit Donation?

Any Arizona taxpayer (Aunts, Uncles, Grandparents, Neighbors!) can make a tax credit donation, regardless of whether or not they have children in school or live in the Chandler Unified School District.

How Do I Pay ECA Fees & Make A Tax Credit Donation?

Parents/Guardians will pay fees and make donations through their Parent Portal account. Others can make donations through the tax credit online site provided on our website @ www.chandlerdonations.org.



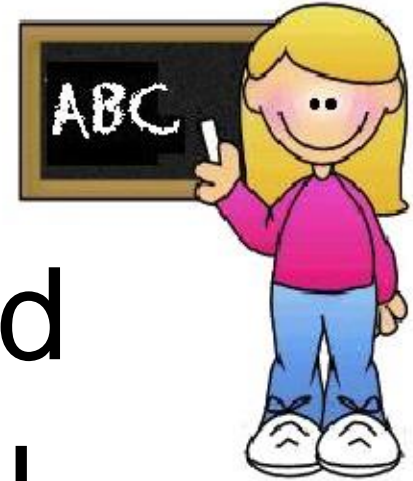


Other Items

- Emergency cards-online this year
- Student of the Week-weekly
- Volunteers – Stay Tuned!
- Newsletters-weekly
- Forms – Please return ASAP



Thank You for Coming



I am looking forward
to working with you
this school year! 😊

(Please return forms the first week
of school.)

WELCOME ABOARD!

